



Around the Quilt Patch

From The President

Hello everyone! As I sit here typing this article, it is dull and grey outside, with thunder rumbling in the distance. If April showers bring May flowers, can we also say April showers bring more progress on our quilt projects? After all, we cannot be outside working in a thunderstorm.



As I mentioned in our last newsletter, our guild is a very active one. Please join us in some of the activities and quilt on!

Cindy Fraher
President PPQG
□□□□

We had our first meeting at Rivertree Community Church in March. I think it was a very successful start. We will make some adjustments to the layout for future meetings to make the time even better.

Plans are moving forward for the quilt show. How will you help? You know the old saying “Many hands make light work”. This is especially true of a big event like the quilt show.

I have personally continued to work on my Dear Jane quilt. The Tuesday open sew days and sewing day camps have been a fun time to compare the various Dear Janes that members are making. The help and support we receive is priceless. That is the same for all the projects that are worked on. This guild has many talented quilters who are willing to share tips, tricks, and encouragement to others. If you have not joined one of our small group gatherings, please check out our website to see when and where the groups meet and join one. Or perhaps you are interested in joining the fun at a quilting retreat. Val Howard is working on registration for the guild’s fall retreat at Sauder Village.

In this Issue.....

| <u>Article</u> | <u>Page</u> |
|---|-------------|
| Coming Events | 2 |
| From the President | 1 |
| In & Around the Mitten | 3 |
| National Quilt Day Recap | 10 |
| Quilt Show General Store Donations | 11 |
| Quilt Show Update | 12 |
| Retreat Registration..... | 7 |
| Retreat Update | 6 |
| Some History About the Featherweight .. | 8 |
| Sunshine | 3 |
| Upcoming Programs | 4 |
| Work Shop Registration | 13 |

Cloth Works Quilting
 Professionally finished longarm quilting services

Cynthia Dimitrijevic
 clothworksquilting@yahoo.com
 Holt, MI

517-290-2955



May 18, 2026 1-4 PM

Workshop: Coiled Rope Clothesline Basket
Sally Manke
Location: Jackson District Library – Meijer Branch

May 18, 2026

Guild Meeting: Being Inspired to Try Something New
Sally Manke
Annual Business Meeting
New Location: Rivertree Community Church

May 28-31, 2026

Guild Quilting Retreat
Sauder Village
Archbold, OH

June 26 and 27, 2026

Sewing Day Camp
The Coop
Leslie, MI

June 29, 2026

Guild Meeting: Ancestral Threads
April Shipp
Rivertree Community Church

July 27, 2026

Workshop: Floor Canvas
Tami Pfeif
The Coop
Leslie, MI

July 27, 2026

Guild Meeting: Floor Canvases
Tami Pfell
Rivertree Community Church

August 7 and 8, 2026

Sewing Day Camp
The Coop
Leslie, MI

August 31, 2026

Guild Meeting: Checkers and Creative Grids Rulers
Maria DeGroot
Rivertree Community Church

September 10-13, 2026

Guild Quilt Retreat
Sauder Village
Archbold, OH

September 18 and 19, 2026

Sewing Day Camp
The Coop
Leslie, MI

October 10 and 11, 2026

Quilt Show
Stockbridge Elementary School
Stockbridge, MI



Edge to Edge Longarm Quilting

Jill McRoberts
5377 Dutch Road
Leslie, MI 49251
313-530-6724

Ask about the discount for members
of Pieces and Patches Quilt Guild



IN & AROUND THE MITTEN

49th Annual Sauder Village Quilt Show Wednesday, April 29th – Saturday, May 2

10:00 a.m. – 5:00 p.m.

Location: Founder's Hall

<https://saudervillage.org/quilt-show/>

“A Garden of Quilts” Quilt Show May 1-2, 2026

Location: Flushing Community Church of the Nazarene

9500 West Pierson Road

Flushing, MI 48433

<https://genstarquilters.org/quilt-show2/>

Creative Passions Quilt Show May 8-9, 2026

St. Peter Parish Hall

404 S. Wood Street

Chesaning, MI

Tulip Time Quilt Show May 1-10, 2026

Location: Midtown Center

96 West 15th Street

Holland, MI 49423

<https://www.tuliptime.com/events/quilt-show>

All Michigan Shop Hop June 1 – July 31, 2026

<https://allmichiganshophop.com/>

Calco Quilt Show Quilts in Bloom July 10-11, 2026

Marshall United Methodist Church

721 US Hwy 27 North

Marshall, MI

<https://www.calcoquiltersguild.com/2026-quilt-show.aspx>

Guild Meetings are normally the last Monday of the month and are held at:

Rivertree Community Church
3113 Lansing Avenue, Jackson, MI

Demonstrations begin at 6:15 PM

Sunshine Program

The Sunshine Program is a long-standing tradition of our guild. The guild sends sympathy, get well and thinking of you cards to members to acknowledge events in their lives. We depend on our membership to inform us when a card is needed. If you know about a member that should receive a card from the guild please call or text Janice Stitt at (517)262-4069.

Cards are sent for:

Get Well - Illness, injury, surgery or hospitalization of guild member

Sympathy - to guild member with loss of a family member and, in the sad event we lose a guild member, to the family of a guild member.

Thinking of You - to cheer and support a guild member going through a difficult or challenging time

Janice Stitt - Sunshine Chair



• Custom • Pantograph • T-shirt Quilts



•Karen's Custom Quilting•

517.563.2187

125 Pelham St.

kcquilting@gmail.com

Concord, MI 49237

Upcoming Programs

Our May Program will feature **Sally Menke**. Sally is an award-winning fiber artist and her mission is to delight others with textile art that exemplifies her passion for joyful, creative expression through color and texture. Sally creates



her art quilts and fiber art in her home studio in Arcadia, Michigan. Nature is a theme in her work, as the wildflower-dotted woods, Lake Michigan shoreline,

snowy trails, and country roads that surround her home often inspire her contemporary art quilts.



Sally will also be teaching our **workshop on May 18th, Coiled Rope Baskets** We will learn how a length of clothesline and strips of fabric can create an heirloom quality basket. The unique wrapping tool designed by Sally's husband simplifies and accelerates the process. Technique covers two handle types, three ways to end and multiple embellishment ideas. This project is the perfect use for your scrap fabrics. Design an organizer for your remote controls, a cute Easter Basket or a holiday card holder. This is a half-Day workshop (\$25) and the kit fee is \$16. It includes rope and tools (that you keep) **Your machine for this class MUST have a Zig Zag stitch!** The workshop will be from **1-4pm at the**

Jackson District Library – Meijer Branch on Airport Rd. The supply list is on the workshop page of our website <https://piecesandpatchesquiltguild.org/workshops/>

In **June** we will have **April Shipp** as our Presenter. April Anue Shipp is an interdisciplinary artist known for her mesmerizing and thought-provoking works that explore the intersection of art, history, current events and human emotions. With a unique blend of traditional techniques and innovative approaches, April creates works that challenge the boundaries of perception.

April Anue Shipp is a nationally recognized quilt artist and sculptor whose work illuminates the African American experience through narrative textiles and expressive clay forms. Born and raised in Detroit as one of thirteen siblings, April's creative journey began in childhood, secretly sewing doll clothes on her mother's machine—a quiet act that sparked a lifelong devotion to fiber art.



Rooted in heritage and guided by storytelling, April creates vibrant quilts that weave together memory, identity, and activism. Her bold compositions and intricate appliqué honor both personal histories and collective truths, while her figurative sculptures explore resilience, spirituality, and the beauty of the human form.

In 2026, April was selected for a three-month Artist-in-Residence appointment at the Pontiac Creative Art Center, where she is developing new work, engaging the community, and expanding her interdisciplinary practice. Her residency reflects her commitment to creative exploration, cultural preservation, and intergenerational storytelling. Continued on page 5.

Continued from page 4.

Through her studio, Your Heritage Quilts LLC, April leads workshops and community programs that empower individuals to preserve their stories through stitch. Her teaching practice bridges generations, fosters dialogue, and nurtures creative resilience. April's work has been exhibited at the Charles H. Wright Museum of African American History, the Detroit Historical Museum, and the Detroit Institute of Arts. In 2025, her quilt *The Fork* was selected for the Smithsonian Institution Traveling Exhibition (SITES) as part of *We Are the Story*. That same year, she was honored as a Kresge Artist Fellow, recognizing her contributions to cultural preservation and artistic excellence.

Most recently, April's work was featured at Art Basel's Comfort Art Fair in Miami, Florida, affirming her presence on the international stage and highlighting the universal resonance of her vision—art as comfort, remembrance, and cultural preservation.

I highly recommend you check out her website <https://aprilanue.com> She has amazing Art Quilts and also some interesting videos!



Our July Program & workshop will be by Tami Pfeif. It will be all about “Floor Canvas’s” What is a Floor canvas you may ask, Tami’s answer is “*Simply put a floor canvas is a quilt for your floor!*” This class is a bargain as the kit costs \$75 on Tami’s website but cost with your \$40 workshop fee the kit will only be \$35! Tami has 12 designs you can choose from for this workshop. These designs are called *The Modern Classics Collection* and feature a fresh, modern take on traditional quilting motifs in a smaller finished floor canvas, dimension of 25 x 39 inches. The MCC kit includes pre-cut, pre-fused

applique, background fabric and a printed pattern. This makes it perfect for the workshop time line as all you have to do before the workshop is cut your backing and binding (that comes with the kit) I will have examples you can see and touch at the May meeting.

Floor Canvas Workshop
Tami Pfeif
at the Coop in Leslie

| | | |
|--|--|--|
| | | |
| | | |
| | | |
| | | |

Choose one of the above options on your Registration

12 KIT OPTIONS
PRECUT/PREFUSED APPLIQUE & SMALLER 25X39" FINISHED SIZE

July 27
Registration Deadline May 30th

You just need to note which kit (1-12) on your registration. **The registration for this class closes on May 30th** so we can get the orders in and receive the kits in time for the class. Tami will have both thread and batting available for purchase at the workshop.

Jamie Hukill
Programs Director
□□□□

Retreat Update

Happy Spring guild members! I think we have finally turned the corner and are onto better days. The sunshine, and warmer days make me want to do more creating and sewing. I hope you are all finding plenty of time to sit at your machine and sew.

With Spring here, it's time for our Spring Retreat. I have filled ALL spaces and even had a couple people join at the last minute. This is awesome for our guild and tells me that everyone loves our Sauder Village location.

If you will be missing this spring retreat, don't feel left out, you can always join us in September!!! We will be once again at Sauder Village. Our dates are Sept 10,11,12 &13. That is four whole days to sew, create, relax and enjoy time with fellow guild members. I will start taking deposits of \$50 in May. The total for our fall retreat will be \$240 per person. This total is for double occupancy. If you are looking to share a room with more than two people please let me know so I can give you an adjusted price. I hope you all can join us sometime this year, or in the future. I promise you will enjoy yourself and may even make one of our retreats an annual event.

Happy Stitching,
Val Howard
Retreat coordinator



Pieces and Patches Quilt Guild Jackson Michigan is now on Facebook. Like the page. Become a friend. Share your quilting activities and discoveries. Also find us at:

- JacksonQuiltGuild.blogspot.com
- PiecesandPatchesQuiltGuild@gmail.com



Purple Lily Longarm Quilting

Edge to edge, Custom

Dawn Fowler

dlf9876@gmail.com

(517)392-0022

12005 Clinton Rd

Rives Junction, MI



Retreat Registration form

Date _____ Member/Non Member _____

Name: _____

Address: _____

Total amount due: _____ check/cash _____

Emergency contact: _____

Checks can be made to Pieces and Patches Quilt Guild (PPQG)
Payments can be mailed to Valarie Howard 1897 Murray Rd Dansville MI 48819.

Full payment is due by August 1, 2026



Ann Arbor Sewing Center

5235 Jackson Road, Ann Arbor, MI 48103
734-761-3094 www.annarborsewing.com

**Celebrating 54 years in
business!
1968-2021**

**Hours: Monday - Friday 10:00 am - 6:00 pm, Saturday 10:00 am - 4:00 pm.
Closed Sunday and Major Holidays.**

- Over 7000 bolts of exciting fabrics from top manufacturers: brights, batiks, novelty, traditional, modern, reproduction, flannel, cuddle, and more!
- Fabulous fabric room with wonderful lighting and lots of space
- Newest and coolest quilting and sewing notions
- Huge assortment of thread for machine quilting and embroidery
- Award winning service from factory trained technicians. Service and repair on ALL makes and models. FREE Estimates.
- Wide variety of classes, clubs and workshops
- Large selection of sewing, embroidery and quilting machines on display to test sew
- Authorized Koala and Horn cabinet dealer



PFAFF

Authorized Dealer for:

Husqvarna

VIKING

BERNINA

made to create

Some History About The Featherweight -- Part 2

The following information is adapted from a booklet entitled Featherweight 221 - The Perfect Portable by Nancy Johnson-Srebro.

Part 1 of this review can be found in the last PPQG Newsletter, February 2026.

THE FEATHERWEIGHT DESIGN FEATURES

The Featherweight inherited its basic design from its predecessor - the Sewhandy, which was a self-contained, small and lightweight sewing machine. However, Singer's engineers really improved the concept by adding a swinging bed extension or platform, to increase the sewing surface to the left of its needle. That bed extension was a stroke of design genius at the time, proving to be very valuable to women piecing large sections of fabric, such as quilt tops. Also, a thin metal cover plate was provided on the bottom for oiling and maintenance, held in place with a single thumb nut. In comparison, the Sewhandy had a wooden bottom cover with four screws, making oiling difficult. Another improvement was a use of aluminum versus cast iron for construction of the machine. Aluminum is one-third as heavy as cast iron, but more expensive and not as commonly used in the 30s as it is now - but worth it in production of this little machine. Yet another improvement was the reverse sewing feature. Sewhandy didn't have one. In addition, the Featherweight had a stitch length regulator that was well labeled and fully adjustable between 6 to 30 stitches to the inch.

The last significant improvement was made to the bobbin winder. Previous machines required the machine to keep running the needle up and down while winding a bobbin, but on the Featherweight 221, the balance wheel could be released through a simple stop motion screw, allowing the sewer to wind bobbins without running the needle.

These improvements made the Featherweight 221 a highly popular sewing machine!



PRODUCTION HISTORY AND VARIATIONS

Featherweights were only made in two colors - black and white - the black-colored the most commonly seen. They were manufactured in the United States over a 30-year span between 1934 and 1964. The white colored variation was made in Scotland, officially called "pearl white" or "light bisque".

The face plate on the Featherweight was another variation. The early machines had a pattern called Egyptian Scrollwork, a very attractive design used before WWII. After the war, the faceplate pattern was changed to a simple striated design.

The needle thread tension adjustment design also changed over time, with the earlier models having no markings to allow the user to repeat a previous setting. An improvement was made to the later machines by including a numbered dial.

In addition, a rarely seen variation was a removable bed extension, probably produced in Scotland. The bed extension could be removed for tubular work like pant legs.

An interesting accessory to this little machine was the famous "Card Table" - a portable version of a standard sewing cabinet, made especially for the featherweight. Its official name was the Singer 3 Way Table, advertised as a utility table for sewing, card playing and informal dining. It had a removable piece that revealed an opening for your sewing machine.

Continued on page 9



Open Tuesday-Saturday 10-5

Closed Sunday & Monday

Repairing sewing machines & vacuums

Serving our community since 1948

A proud participant in the All Michigan Shop Hop!

Continued from page 8.

Not very expensive at \$25, when the Featherweight 221 was selling for \$135, it was a handy item. Very few have survived because they were used for many things in an average household, not just as a sewing machine table.

The discontinuation of production of the Featherweight is likely due to shrinking profits with the increase in production costs. Apparently by the 1960s, it had become an expensive machine to produce and its retail pricing reflected this fact. It was now competing with less expensive machines that were being built using more modern, automated technology. The additional features of newer machines were in demand with the rebirth of home sewing in the 1950s. By the 1960s, the Featherweight was a misfit, and so production in the United States was discontinued in 1964.

Submitted by Becky Kopicko



**Custom Quilts
& Sewing Center**

5676 Okemos Rd
Haslett, MI 48840

Susan Myers
Cindy Hogan
Emily Myers

(517) 339-7581
QuiltsGalore.com
CustomQuiltsInc@live.com

YARDS OF FABRIC

116 East Ash Street, Mason, MI 48854

517-676-2973

Quilting Quality Cottons & more

Hours: Monday - Friday 9:30-5

Saturday 9:30-4



Over 4,000 bolts of quality quilting fabric
Books ♦ Patterns ♦ Notions
Plenty of friendly help!

June 1 - July 31, 2026

**ALL MICHIGAN
 SHOP HOP**



*There will be a variety of specials
 throughout these two months*



Mark Your Calendar!

**Quilts in
 Bloom
 Quilt Show**
July 10 & 11, 2026

Marshall United
 Methodist Church



We will be closed for these Holidays:

Mother's Day – May 10
Memorial Day – May 25

Regular Shop Hours:


Mon-Sat: 10am-4pm

Sunday: noon-4pm

(At the third light east of the traffic circle)

www.quiltsatthemarshallhouse.com

e-mail: lcllc100@gmail.com

 Find us on Facebook

National Quilt Day

The National Quilt Day event was held on Saturday, March 21, 2026, at The Coop in Leslie, MI. The attendance for the day was 25 guild members and one guest .

Special thanks to the volunteers who demonstrated the following methods and projects: Dawn Fowler demonstrated the Half Square Triangle and No Waste Flying Geese methods. Carolyn Fitzpatrick led demonstrations on Hot Dish Mat, Elastic Pen Holder, and Jar Opener. Pattie Rayl demonstrated how to use Accu-Quilt. Sheila Vogtmann shared her knowledge and amazing skill of tatting and bobbin lace.

We shared in a great potluck luncheon and a special surprise for Sheron Snyder. Pattie Rayl, Sheron's daughter, surprised Sheron with a beautiful birthday cake to celebrate her upcoming special day.



The following members each won \$30 Purple Bobbin gift cards: Sue Beech, Rita Parsons, Aggie Straub, and Sue Neitzke

The day's event ended with a quilt show update by Bev Smith.

Mark your calendar! Next year's National Quilt Day is Saturday, March 20, 2027.

Renee Nelson



Purple Bobbin Quilt Shop

803 South Brown Street
Jackson, MI 49203
517-962-4271

Hours: Tue-Fri 10am-5pm and Sat 9am-4pm

- We now carry Tula Pink fabrics & MORE!
- Check out our Loyalty!
- Earn points on EVERY purchase.

The Purple Bobbin
Quilt Shop

Est 2017

SALES * FUN *** PRIZES *** EXCITEMENT *** LOTS OF LAUGHS**

We are excited to be part of the All Michigan Shop Hop again this year!

Get your magazine/ passport early and begin planning your route.

Fabric available June 1. Presale has begun

Extended hours/days Mon-Fri 10-5. Sat 9-5. Sundays, June 7 & July 19 11-4.

100% Cotton Quilting Fabrics – 108” Backings – Quilters Select Rulers - Notions – Books & Patterns – Friendly, Helpful Staff Available to Assist You!

****Gift Cards Available -- www.Facebook.com/ThePurpleBobbin/**

Email: purplebobbinquiltshop@gmail.com

May Your Bobbin Always Be Full

Quilt Show General Store Donations

The buzz has started! The planning and preparation are underway for the next Pieces and Patches Quilt Guild Quilt Show. It is not until October, but time flies doesn't it?

We will once again have a General Store where we sell donated quilting items, raising funds to support the operations and programs of the guild. The proceeds of the quilt show, are our primary fund raiser held every two years, to support the budget for the next 2 years.

Where do the donations come from? From community donations and from the guild membership. As we take in donations, we will offer items to be used by the charities as appropriate.

We need your help! Please start looking through your stash for good/saleable donations

of fabric, notions, kits, etc. ... things that you may no longer want or need that another quilter may treasure.

Donation Guidelines

Please keep the following in mind:

- 100% quilting cotton, flannel, fleece, wool, or other fabrics used in quilting or bag making fabric is preferred.
- Fabric must be clean and free from odors, stains, etc.
- Fabric can be prewashed but not required.
- If edges are frayed, please trim the fray.

Continued on page 12.

KCR KREATIONS

Longarm Quilting & T-Shirt Quilting

Kris & Cliff Rulison

6758 Old Wagon Tr
Jackson, Mi 49201
517-240-8093

Continued from page 11.

- Please press and fold fabric yardage
- Labeling fabric with yardage and putting it in a baggie would be an immense help! This is how we package and organize the fabric at the show.
- Fabric may also be put into bundles, e.g., Fat Quarters that coordinate.
- We will accept scraps over 3" in size.
- This year, we will accept yarn in the original package only.
- Books and patterns accepted, with consideration for the age/usefulness.
- No magazines will be accepted.
- If you send your donations in a container that you would like returned to you, please put your name on the container (and on the lid if there is one)

There are three of us on the General Store Committee. Maureen Peterson, Joy Pine, and myself. With the volume of donations that we have had in recent years your assistance in prepping your donations (tidying up, measuring, bagging) is appreciated! I am accepting donations now. You can either bring your donations to a Guild meeting or contact me to arrange a pickup.

Karen Beers, General Store Committee



Quilt Show Update

YES!! We are having our bi-annual quilt show Saturday and Sunday October 10, 11, 2026. It will be held at the Heritage Elementary School in Stockbridge, MI.

Please invite your friends. If you have Facebook, you by now have seen our ad, PLEASE, share this with your Facebook friends and pick up some rack cards to distribute to friends or any business you patronize. Advertising our show will get more word throughout the quilting and those interested in quilts world.

This is our major fundraiser. In the thirty-six years of our guild, we have always had a great show. Each year gets better.

This year something new is being added. A Vintage Quilt Display!! We are very excited to display your mom's quilt, grandma's quilt, great Aunt Ethel's quilt, and others. These will need to be entered through our usual entry process for safety and handling of your quilt. They will not be judged.

We are also adding other new features. There will be ten individual raffle baskets. Each will have a theme. If you are able to donate something to any of these, it would be much appreciated. These will be announced at the guild meeting. We will also be highlighting our charities, past president quilts, and people's choice winner from 2024.

Please pick up your raffle tickets at the guild meetings. We are raffling four quilts this year. They are beautiful as usual.

We really can use as many of you as will volunteer. As always you guys rock and are the best! Please run, don't walk to the sign-up sheet at the guild meetings or email us at bev.smith.4621@gmail.com or shongquilting@yahoo.com and let us know you are able to help.

Thank you in advance for making this best quilt show ever.

Bev Smith and Cindi Shong
Co-Chairs Quilt Show Committee





Husqvarna Viking - PFAFF - Baby Lock - Juki - Bernina - Singer - Handi Quilter

East Lansing: 517-351-2416
2200 Coolidge Rd
East Lansing, MI 48823

Jackson: 517-782-7100
1965 boardman Rd
Jackson, MI 49202

Website & Shopping



Sign up for Classes



Join us on Facebook



Shop Online: www.countrystitchesshop.com

Buy now and plan ahead!

WWW.ALLMICHIGANSHOPHOP.COM
All Michigan Shop Hop
 MAGAZINE 2026
 Visit our **104** participating shops
6 Patterns Enclosed
 June & July 2026

Join us for our annual All Michigan Shop Hop

Michigan!

JUNE AND JULY 2026

Over **100** Stores, **100s** of Prizes, **Free** Gift at Every Store
 Visit AllMichiganShopHop.com and join our Facebook Group: All Michigan Shop Hop to learn all about it.

The All Michigan Shop Hop Magazine will go on sale Mid-April at all participating stores.
 It's your passport to embark on the Great Sewing Adventure™ across Michigan!

ALL MICHIGAN SHOP HOP

Join us in person for this hands-on longarm workshop showcasing both longarm and Pro-Stitcher tips, tricks, and techniques!

HandiQuilter

Call or email us to find out how you can sign up!

Longarm AND Pro-Stitcher Hands-on Workshop – East Lansing, Michigan

| | |
|--|--|
| 5/14/2026 - 5/16/2026 | 5/21/2026 - 5/23/2026 |
| Country Stitches: East Lansing 2200 Coolidge Rd East Lansing, Michigan 48823 517-351-3416 | Country Stitches: Jackson 1965 Boardman Rd Jackson, Michigan 49202 517-782-7100 |

countrystitchsmachines@gmail.com

Pieces and Patches Quilt Guild Workshop Registration Form

Name _____ Member/non-member

Address _____ City state, and zip _____

Phone _____ Email _____

Workshop Name _____

Full day _____ Member \$40/Non-member \$50 Half-Day _____ Member \$25/Non-member \$30

Workshop Teacher _____

Workshop date _____ Date Registered _____

Total Amount Due _____ Check # _____ or cash _____

Emergency Contact _____ phone _____ relationship _____

Checks payable to Pieces and Patches Quilt Guild member

Payments can be mailed to: PPQG P.O. Box 6294 Jackson, MI 49204 Attn: Workshops or brought to a Guild meeting.

the Quilt Patch






inspiring quilters since 1997

- ✂ Enjoy 7,700 sq. ft. of quilt bliss
- ✂ Shop over 6,500 bolts of 100% cotton quilting fabric and 1,000 additional bolts of promo fabric
- ✂ Learn the basics and beyond in year-round classes for every skill level and style
- ✂ Join clubs and attend events
- ✂ Attend demo-filled retreats
- ✂ Watch our tutorials & demonstrations on YouTube

Visit Us

Monday - 9am to 5pm
 Tuesday - 9am to 8pm
 Wednesday - 9am to 5pm
 Thursday - 9am to 8pm
 Friday - 9am to 5pm
 Saturday - 10am to 4pm
 Sunday - 12pm to 4pm

112 N. EVANS ST. #5 | TECUMSEH, MI | (517) 423-0053

INFO@THEQUILTPATCH.COM |     

Pieces & Patches Quilt Guild of Jackson P.O. Box 6294 Jackson, MI 49204

Editor: Karen Clark
 Advertising: Bev Smith
 Membership: Mo Peterson
 Electronic Dist.: Dawn Fowler

Deadline for next edition:
 July 15, 2026

Articles can be e-mailed to:
newsletter@piecesandpatchesquiltguild.org

Advertising copy & payments to:
 Bev Smith
 P O Box 6294
 Jackson, MI 49204
advertising@piecesandpatchesquiltguild.org
 (517) 294-4621

Published Quarterly
 Feb, May, Aug & Nov