

Show and Tell
January 27, 2025
Guild Meeting

Karen Clark

My yearlong project, Fairytale Forest. Close up view of the cottage.



Karen Clark

I made these little bags for coloring books and toys for the little kiddos at a friend's church. I loved the cute area at the back of church that they have for them!



Pattie Rayl

Here are my completed blocks for the swap at National Quilting Day.



Angie Townsend

A quilt top for my
Grandson due in
April!



Angie Townsend

Another quilt top for
my Grandson due in
April!



Sandy Knibloe

White winter from Quilt
n Go in Battle Creek.

I love the Irish Chain in
this.

Pieced by Sandy Knibloe.
Quilted and bound by
Ardis Culbert.



Sandy Knibloe

A dress panel I got on my travels during the Michigan Shop Hop last year.

Pieced by Sandy Knibloe.
Quilted and bound by Ardis Culbert.



Sandy Knibloe

From the Quilt Patch.
Love this. Used a Villa
Rosa pattern to make it
with.

Pieced by Sandy Knibloe.
Quilted and bound by
Ardis Culbert.



Sandy Knibloe

Pond Party from
Pinckney, Michigan.

Pieced by Sandy Knibloe.
Quilted and bound by
Ardis Culbert.

I love the kitty in this
picture (comment added
by Rita).



Sandy Knibloe

Pieced by Sandy Knibloe.

Quilted and bound by

Ardis Culbert.



Sandy Knibloe

This is a quilt to be donated for a silent auction at a Spring conference in April for my master gardeners group. A Villa Rosa pattern called "Cityscape".

Pieced by Sandy Knibloe.
Quilted and bound by
Ardis Culbert.



Lu Ann Hammond

This is my 1st quilt of 2025. It's for our great grand daughter's 2nd birthday.



Ellen Hicks

Pattern is Farmhouse Love. Fabric was collected after kit was out of stock. Diagonals are a pain! But, love the quilt. In time for Valentines Day.



Deb Day

This quilt was a challenge to make but I loved the colors and design. It was a kit and every month used a different template to make the blocks. Glad it is finally completed and delivered to the longarmer. The pattern is called Prismatic and it's all batiks.



Chari Cure

This kit was gifted to me by my oldest daughter who lives in Alaska two years ago. Finished and ready to go to the longarmer. Lots of pieces but fun to do.



Cindy Dimitrijevic

It's a pattern by Bonnie Hunter called Charlotte's Baskets. A wallhanging. Good way to use up some scraps.



Laurie Lightfoot

This is a stash-buster, designed around remnants on-hand. The yellow & turquoise is crib sized. The flowers have me thinking of Spring!



Laurie Lightfoot

This is another stash-buster, designed around remnants on-hand. This is a little smaller than crib size. The flowers have me thinking of Spring!



Mary Ann Rankin

This Valentines wallhanging began with a panel I couldn't resist, which was cut up and set together with pieced heart blocks.



Karen Beers

Pot and pan protectors
made for the new set
of pans my son
received for
Christmas. 5 sizes



Karen Beers

#4 of 6 heart table runners for all my “daughters” plus one for me. Using my walking foot to quilt with different quilt patterns in each heart. The last 2 are ready to be quilted.



Cathey Newhouse

A department at Notre Dame is redecorating part of their office and I was asked to make a quilt depicting some aspects of the Notre Dame campus. I made this set of quilts showing three recognized Notre Dame icons. On the left is 'Touchdown Jesus', a huge mosaic on the side of a library building that is located in line with the football stadium, thus the nickname Touchdown Jesus. The middle is a runner showing off the Notre Dame banner at a football game, and the third one is the well-known Golden Dome, the administration building on campus.



Cathey Newhouse

I recently completed this quilt top (it's not yet quilted) from a pattern called Shipshewana Remembered. I got the pattern and colored fabrics from Yoder's Department Store at the Grand Rapids show last summer. I was surprised at how easily and quickly this quilt came together.



Cathey Newhouse

My 11-year-old granddaughter came to spend a long weekend with me and made this jacket. She and I are both very proud of it!



Mo Petersen

T-shirt Quilt for a
Dexter Grad



Mo Petersen

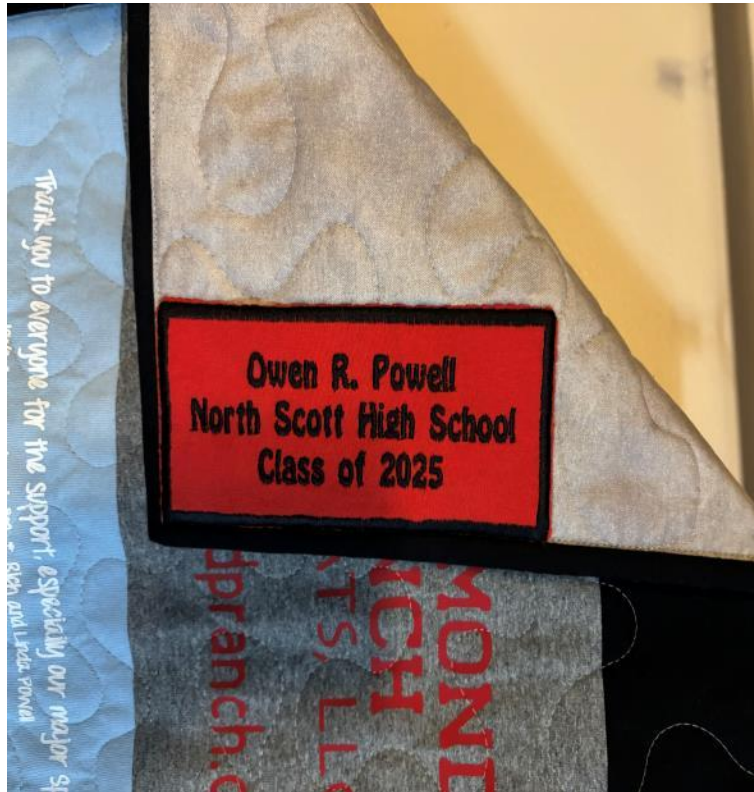
Pickleball bag!

Love the way Mo
put her name on
this!!



Mo Petersen

T-shirt quilt for a grad in Iowa



Mo Petersen

T-shirt quilt #5 for
a Grass Lake grad.



Mo Petersen

Not a T-shirt quilt

Crown Royal shorts
5" inseam.



Mo Petersen

Convergence quilt cut down into a Hemingway pouch. It fits an iPad perfectly.



Tina Robbins

I made this quilt for one of my niece's wedding. I found this pattern and liked how it looked. I have made this pattern a few times.



Jan Roys

This is the second in a series, and it is called Batik Gone Crazy 2. It was a challenge from It's Not Your Mama's Quilting. Many of these batiks are older ones. I used heavy weight thread for the stitching.



Rita Parsons

I was at a thrift store looking for quilts to potentially use for a quilted jacket class I am taking. Found this for \$2.50! Its hand sewn/quilted, has a few spots and some places that need repaired. I don't think I will be making a jacket out of this quilt.




Cheryl Surprenant

I made a few items recently, here is a log cabin pieced item - a table runner kit that I bought at the guild's booth at the quilt show. When I saw the cowboy boots, cowboy hats, and lassos, I knew I had to make it for the 4 & 6 year old grandsons in Idaho who love going to rodeos. It was a pretty easy project and turned out nicely.



Cheryl Surprenant

I found YouTube videos on how to make fleece neck warmers and double-sided fleece hats. They were easy to do and are very warm. My grandson and I made him a fleece hat to match the gaming themed neck warmer I made for him for Christmas. Neck warmers can be adjusted in height to the wearer's preferences. Also made a double-sided fleece hat adding a logo with my embroidery machine. The embroidery turned out well, just need to make the hat longer so it has more of the contrasting inside fabric showing when turned up.



Cheryl Surprenant

Helped my sister make a baby blanket for her new grandson. Used embroidery machine for his name and animal design, inserted it into pre-made quilt-square fabric, backed it with minky and added a satin binding.



Cheryl Surprenant

This last project was a nightmare! Loved this “sew lush fleece” feel and the design on it. It was very hard to work with in terms of cutting the front and back the same size, pinning & sewing them together without creating puckering or ridges. Though it’s not pretty to look at, it is the softest and warmest blanket to use while watching tv!





Dawn Fowler

Baby Shark quilt for my Grandson. I found the Baby Shark fabric online and found the matching Kona solids locally. I picked out the alternating block and laid it out in EQ8 to give me the needed yardages. It was fun to see it before I started stitching with some changes to border colors.

Baby Shark Quilt

Overall Size: 62.00" by 108.00" inches



Cynthia Shong

75 Christmas Stockings and Mrs. Quilts items from first 3 boxes. Not fabric I would choose. But I like them and have enjoyed doing the fast projects.

