

Around the Quilt Patch

From the President

Happy New Year my quilting friends! I hope the start of the 2025 year has been a good one. For me it started with being snowed in and no power in



Kentucky. The good part of that was, I was with my grandkids, Yay!! The bad part, I had nothing to sew!! Sewing withdrawal is a REAL thing.

I, for one, am glad to be done with 2024 and onto a new year and new projects. As most of you know, I get to visit my mom in Florida for a couple months each year. I decided that these 2 months would be my charity work months. I have made a list of items I want to get done, how many of these I want to donate and then it's off to the thrift and quilt stores for fabric. It is not very warm here; however, I am staying warm at my machine. So far, I have made 6 place mats for Meals on Wheels. Ten is my goal...looking pretty good that I will succeed.

I know that lots of you are working on your very own project and some I see from Facebook, are cleaning out your sewing rooms. Great idea! Another great idea is to put the items you will be bringing to our Free table in March in bags, that way it's easier to collect if those items are not taken.

There are lots of scheduled events going on with our guild, so please take advantage of those if you can. It's always great to get out when possible and see and create with fellow sewers. I know that for me it gives me ideas and inspiration to keep moving forward, even in the dreary January days.

I'm excited to see you all at our January Zoom meeting @ 7pm! Remember to look for your zoom invite in your email.

Happy Stitching,
Valarie Howard



In this Issue.....

<u>Article</u>	<u>Page</u>
Charity Spotlight	6
Coming Events	4
From the President	1
Healthy Sewing	7
In & Around the Mitten	3
Loose Ends	5
Membership	4
Membership Suggestion Box	4
National Quilt Day	3
PPQG Merchandise Site	2
Retreat Updates	6
Sew Camp at The Coop	11
Take Me Table	2
Upcoming Programs and Workshops ...	9



Take Me Table

I hope everyone had a nice Christmas and a Happy New Year! Do you have the FPB? The "Fabric Purging Bug"? If so, what a great time to do it, and bring to the March Guild meeting for the Take Me Table! If you have a lot (I know that I do), please package it in bags, to keep so many loose pieces from being scattered all over the table. And please, as you leave, take home what you brought if it is still on the table. This not only reminds us of what we have, but it also makes room for more!


Lu Ann Hammond, Director of Membership
 □□□□

PPQG Merchandise Site

Have you seen the T-shirts, sweatshirts, tumbler, and tote bags from the Pieces & Patches Quilt Guild Merchandise Site? If not, check it out at <https://ppqg24.itemorder.com/shop/home/> . You pay for the merchandise with a credit card directly on the site. The merchandise site is currently open through March 2, 2025. When the ordering period closes on March 2, Premier Sports will process the orders, and I will then bring the orders to the March quilt guild meeting.

I have received positive feedback on all the merchandise ordered so far. The prices are very affordable, many size options are available, and there are 30+ color choices. Please note that this is not a fundraiser for the guild.

Shown below is a snapshot of some of the apparel with prices:



Renee Nelson, Director at Large
 □□□□

YARDS OF FABRIC
 116 E. Ash, Mason, MI 48854
 517-676-2973

Quilting-quality cottons by Moda, Robert Kaufman, Lakehouse, Timeless Treasures, Maywood Studios, South Seas, 108"-wide backing fabric and more.

Hours: Mon - Fri: 9:30-5
 And Sat: 9:30-4



February 24, 2025

Guild Meeting (via Zoom):

“A Girl with A Checkered Past & A Future in Pieces”
 Museum in Lincoln, Nebraska”
 Terri Tope

February 28 - March 1, 2025

“Sewing Day Camp”

Open Sew at The Coop, Leslie, MI

March 15, 2025

“National Quilt Day”

Open Sew at The Coop, Leslie, MI

March 31, 2025

Guild Meeting: “How to Stay Inspired”

By Debi Vanden Heuvel

April 1, 2025

Workshop: “Haralson bag”

By Debi Vanden Heuvel

April 28, 2025

Guild Meeting: “Challenge Reveal”

Barb Noble

May 1-4, 2025

Retreat: Creative Passions Retreat Center
 Chesaning, MI



IN & AROUND THE MITTEN

**OH-MI Shop Hop
March 13-22, 2025**

<https://saudervillage.org>

**Spring Fiber Expo
March 29-30, 2025**

Washtenaw Farm Council Grounds
5055 Ann Arbor Saline Road
Ann Arbor, Michigan 48103
<https://www.fiberexpo.com>



Pieces and Patches Quilt Guild Jackson Michigan is now on Facebook. Like the page. Become a friend. Share your quilting activities and discoveries. Also find us at:

- JacksonQuiltGuild.blogspot.com
- PiecesandPatchesQuiltGuild@gmail.com

National Quilt Day – March 15, 2025

The 2025 National Quilt Day event is scheduled for Saturday, March 15, 2025, from 9 a.m. to 4 p.m. at The Coop in Leslie, MI. Please save the date!

The committee is made up of Dawn Fowler, Cindy Shong, Cheryl Navarre, and Renee Nelson. Several emails to guild members have gone out with the agenda and details for the day. Please RSVP by February 28, 2025, if you will or will not be attending. If you are joining us, please let us know what potluck dish you will be bringing. Here is another quick preview of the day's agenda:

9 a.m. Welcome

9:30 – 10:30 a.m. Block Swap* – presented by committee

10:45 – 11:45 a.m. Pressing Board – presented by Dawn Fowler

Noon – 1 p.m. Potluck

1:30 – 3 p.m. Woolies project – presented by Deb Day

3 – 4 p.m. Favorite Notions and Sewing Tips

The committee has worked hard to put together an interesting agenda for the day and we want everyone to participate and learn something new, however if you are not interested in participating in any of the segments, Open Sew will be available in the main room of The Coop. We will be playing a game throughout the day and door prizes will be awarded!

*The simple block selected is Pat Sloan's Courthouse. Link to Pat Sloan's quilt, Along Main Street, Block

#4. <https://www.ilovetomakequilts.com/2019/06/free-sew-along-main-street-block-4.html> The block is 12.5 x 12.5. The only requirement for this Block Swap is that the (6) 2 1/2 square blocks on the diagonal should all be BLACK in color. The other components of the block can be any color you want.

What a great way to use up scrap material! Start making your blocks now!

Renee Nelson, Director At Large



Kris's Kreationz

Longarm Quilting by: Kris Rulison

6758 Old Wagon Tr. Jackson, MI 49201

Email - KLW49203@gmail.com

Text / Call - (517) 240-8093

All Inclusive Pricing:

- Includes \$0.02 sq. inch E2E Quilting, Thread, and Batting.
- Dense patterns will be an additional cost.
- I am allergic to the essential oil Pachouli
Please do not wear when dropping off or picking up your quilt.

Purple Bobbin Quilt Shop

803 South Brown Street
Jackson, MI 49203
517-962-4271

Hours: Tue-Fri 10am-5pm and Sat 9am-4pm

- WE CARRY MODA FABRICS!
- Check out our Loyalty Program!
- Earn points on EVERY purchase.

The Purple Bobbin
Quilt Shop

Est 2017

FQ TUESDAY SALE: March 4th - 8th
The EXCITEMENT of the All Michigan Shop Hop is beginning.
Mark your calendar: June 1 - July 31. Passports available in April.
Pre-Sale of AMISH fabric begins April/May.
Follow the Facebook Group: All Michigan Shop Hop.

100% Cotton Quilting Fabrics – 108" Backings – Quilters Select Rulers - Notions – Books & Patterns – Friendly, Helpful Staff Available to Assist You!

**Gift Cards Available -- www.Facebook.com/ThePurpleBobbin/

Email: purplebobbinquiltshop@gmail.com

May Your Bobbin Always Be Full

Membership Suggestion Box

Since we are not meeting in person for January and February, please send any questions, concerns, and suggestions to me directly at rjnelson2019@gmail.com. I will present these to the Board members for review and discussion.

There have not been any suggestions, comments, or concerns submitted since October 2024. If you want your submittal to remain anonymous, please let me know and I will not reveal your name.

Please see past newsletters for responses and action taken on previously submitted questions, concerns, suggestions, and comments.

Renee Nelson, Director at Large



Membership

I started doing membership in September and had many issues getting started, organized, learning new computer programs, printer issues, etc. I know that I forgot to hand out a Membership folder to the new members that signed up in November. During our break, I will be updating the information in the folders and will have it completed by March. So, if you didn't get a folder in November or need updated materials, please see me, or contact me in March. Thank you for your patience.

Lu Ann Hammond, Director of Membership



Custom Quilts & Sewing Center

5676 Okemos Rd
Haslett, MI 48840

Susan Myers
Cindy Hogan
Emily Myers

(517) 339-7581
QuiltsGalore.com
CustomQuiltsInc@live.com

KAREN TRUMBLE
Owner, Quilter
Custom & Pantograph Quilting

KAREN'S CUSTOM QUILTING

(517) 563-2187
125 Pelham St.
Concord, MI 49237
kcquilting@gmail.com

Loose Ends

I recently finished a Loose Ends project for a woman suffering from Rheumatoid Arthritis and wanted to share my story.

For those unfamiliar with this organization, Loose Ends is a non-partisan, non-religious, everyone-is-welcome movement that aims to ease grief, create community, and inspire generosity by matching volunteer handwork finishers with textile projects people have left undone due to death or disability.

Check out the website at <https://looseends.org/>

I signed up for Loose Ends 2-3 years ago after reading an article about the organization in Readers Digest or a similar publication. I was interested in finishing a quilting, knitting, or crocheting project. Masey, who works for Loose Ends and is a “project manager”, contacted me last year to see if I was interested in finishing a knitting project for someone in Brooklyn, MI. I immediately replied “YES!”.

I met with Vickie in Brooklyn for the project turnover. She had started a knitted jacket ten years ago, however because she suffers from Rheumatoid Arthritis, she could not finish the project. So, sadly she put the project in a bag and stashed it away. She read an article about Loose Ends in a publication and was so impressed with the organization and its achievements. She registered on-line at Loose Ends and requested a finisher for her project.

I finished the project in November 2024 and turned it over to Vickie in December 2024. She took me to lunch as a thank you, we took pictures and provided Masey with the updates of the finished project.

I know that many guild members already have a full plate when it comes to projects. I was happy to squeeze this Loose Ends project into my schedule. It brought a lot of joy to Vickie to have her ten-year-old project finished. I also experienced a great amount of joy and a great feeling of achievement.

Please visit the site <https://looseends.org/> if interested in learning more about this organization.

Happy knitting, sewing, crafting!

Renee Nelson, Director At Large



Over 3,000 bolts of quality quilting fabric, including Asian design, Batik and Civil War reproduction Fabrics
Books • Patterns • Notions



4th Monday, 10 – 4 is an open sit and sew

Regular Shop Hours:


Mon-Sat: 10am-4pm

Sunday: noon-4pm

(At the third light east of the traffic circle)

www.quiltsatthemarshallhouse.com

e-mail: lcllc100@gmail.com

 Find us on Facebook

Retreat Updates

Hello Quilters! I'm happy to announce that we have 20 people signed up for our 2025 retreat at Creative Passions Retreat Center in Chesaning MI. We do have room for 4 more people if anyone is still interested in joining us. It is a lot of fun and there are some beautiful quilts and projects made. If you would like more information about this retreat. Please email either myself or Patty Rayl.

I am working on a Fall Retreat this year. I have had a few members respond to my email request for information on where you would like to go. Also, what would you like to do at the retreat? Project or no project? I have a couple of places I have emailed and am waiting for a response, but feel free to send me more ideas. I have Marshall, Shipshewana, and Sauder Village.

Day Camps are also back...well they never really left, but there are more on the books. Pattie Rayl is taking over the Day Camps and has set up additional days.

Right now, she has February 28th and March 1st reserved. Remember Day Camps are held @ The Coop in Leslie Mi. It's right off of 127 headed North.

For more information or to send in your payment for the 2-day sewing event, please contact Patty.

Valarie Howard, President



Charity Spotlight --Together We Make a Difference

When Together We Make a Difference became one of the guilds' charities, Betty Maroska was the charity chairperson. Dianne Stevens took over in 2020. I like to think of them as an umbrella with a lot of little charities under that name. Some of our members will make items for those different charities such as the baby pantry, kid quilts (they will take quilt tops and then have tying sessions to tie multiple quilts), and the Christmas stockings for The Priceless Gift Store, among others.

The Priceless Gift Store and stockings are dear to my heart. Growing up I did not have much, and I was lucky if I got a Christmas present. One Christmas Continued on page 7.



Open Tuesday-Saturday 10-5

Closed Sunday & Monday

Repairing sewing machines & vacuums

Serving our community since 1948

A proud participant in the All Michigan Shop Hop!

Continued from page 6.

when I was 12 years old, our family received a basket of food at Christmas and in it was a praying hands necklace charm packaged for me. Our Christmas stockings consisted of the ones we received from the Clark Equipment Christmas Party where you would get a toy and a stocking. I would usually go with my stepfather to pick out a toy for each of my brothers and sisters (there were 6 + me). Those would get wrapped and put under the tree for the kids.

The year I was 12, I aged out and didn't receive a stocking. I know what it feels like to not receive a present or a Christmas stocking. When I make these stockings, I think about how happy a child is going to be when they wake up on Christmas!

The Priceless Gift Store has been in operation for 19 years as of 2024. I wish I had known about it sooner. Parents can shop for a toy and receive a stocking. The parent then fills the stocking from an assortment of items.

Our guild started doing the stockings I believe around 2018, but I am not sure. I just know that the first year I did not make any because I was too busy. I just remember feeling bad that I didn't do any. The following year I did a few, maybe 25 to 50. Then COVID happened and because there was nowhere to go, I pulled out all of my Christmas fabric from my stash. Ted would cut the stockings, and I would sew them. We did over 1000. Each year I try to do more than I did the previous year, but 1000 is hard to do, so until 2024 I did not reach that goal again.

This history of our guilds giving of Christmas stockings since 2020 is as follows:

2020 – 1048 stockings

2021 – 696 stockings

2022 – 936 stockings

2023 – 1229 stockings

2024 – 1621 stockings

Ted would cut the stockings from all the fabric that Dianne and I received from donations, plus what I would purchase. This year (2024) he suggested I order the accu-quilt die. So, I did!

My process for doing the stockings is as follows: When I purchase fabric (I usually use flannel because I can get it cheaper) or receive donations, I cut it into 10" strips, and the cuff 6.5" x 8.5" to run through the accu-quilt. After I get a stack, I match up a stocking with a cuff and tie; then pin together for Dianne to

hand out. From those scraps I cut 1 ½" strips, 2", 2.5" and 3" squares to make stockings. The strips go on muslin stocking fronts and the squares get pressed onto fusible interfacing.

I purchase red on red flannel by the bolt at JoAnn, when on sale and with my employee discount, I can get it for less than \$2 a yard. I have used multiple bolts to date. I can't even remember how many yards for the cuffs. Right now, I have 5 bolts of red flannel, 1 bolt printed flannel, 3 bolts of interfacing and 2 bolts of white solids (25 yards/bolt). Last year we received some large donations of Christmas fabric, which allowed me to cut many!

Last year I sewed stockings all year long instead of only in October and November. I spoke with Dianne and we are going to have stockings available to sew all year for 2025. Right now, I have around 500 ready to sew and another stack to cut. My personal goal for 2025 is to do 1200 stockings. Time will tell if I can get that many done along with everything else.

Cindy Shong



Healthy Sewing – Hearing Health

In the last newsletter, we covered eye health. As a quick overview, remember to use the 20-20-20 rule. Every 20 minutes take a 20-second break and focus your eyes on something at least 20 feet away. This will help reduce eye strain, which in turn will reduce headaches. Instead of bringing your head down to your work, bring your work up to your eyes.

This article will cover some tips on Hearing Health.

Long-term exposure to noise levels like this could have a negative effect on our hearing. One out of five adults under 70 already have suffered permanent damage to their hearing caused by excessive noise levels. Did you realize your sewing machine can impact your hearing long-term?

Per a study by Stac UK, they recorded a sewing machine and found that a standard sewing machine produces around 60 decibels of noise during use, which is about the level of normal conversation. Rose Parr, the writer of the blog where I pulled this information, wrote that she has noticed that most sewing machines, and in particular industrial

Continued on page 8.

A wonderland for quilters!
Country Stitches
 Sewing machines and quilting since 1982

East Lansing: 517-351-2416
 2200 Coolidge Rd
 East Lansing, MI 48823

Jackson: 517-782-7100
 1965 Boardman Rd
 Jackson, MI 49202

HUSQVARNA VIKING
 BABY LOCK
 BERNINA | SINGER
 JUKI | PFAFF

Our website: www.countrystitches.com
 Shop Online: www.countrystitchesshop.com

Super Bowl Sale

February 7th & 8th, 2025 | East Lansing & Jackson

Kits - Selected Kits - 30-50% Off

Sewing Machine Feet & Hoops - 25% Off

OESD & Floriani Stabilizer- 25% Off

Pfaff, Husqvarna Viking, Baby Lock, Bernina, Juki Sewing Machines and Cabinets -- new and used, overstock, open boxes, old models, new models, lots of machines and cabinets up to 70% off manufacturer's suggested retail

East Lansing Only: 100% Cottons - 500 Bolts at 30-50% Off | 50% Off Samples

Jackson Only: NEW! One Yard Pieces on Sale | 50% Off Samples

BROWN BAG MYSTERY 2025: "DEALER'S CHOICE"

Kits go on sale February 10th, 2025 - Join us! Choose your kit based on the feature fabric peeking out of the bag. One clue is revealed every 2 weeks starting mid March. The pattern is easy enough for a "Confident Beginner." There's also a private Facebook group where Karen, the pattern designer, will teach each clue. Finished size 50" x 66." East Lansing only. Call for details.

Continued from page 7.

machines, including her long-arm quilting machine are much louder than casual conversation levels. In that case, our sewing machines may fall into higher levels of noise output, which can be damaging if exposed to for long periods of time, writes Rose. A simple way to protect your hearing from your sewing machine is to wear ear protection, such as a pair of industrial over-the-ear Bluetooth headphones. Rose Parr recommends Worktunes from 3M. These particular headphones are the same grade quality as those used for a leaf blower or a snowblower. What else can you do to drop the noise levels of your sewing machine?

1. Make sure your sewing table is balanced - uneven surfaces or table feet can cause an increase in noise, as well as make the use of that machine more difficult (and possibly unsafe).
2. Check your machine maintenance - do you need more oil or have lint caught somewhere. Are your bobbins moving? All of these things can be easily

fixed and reduce some noise. Regular maintenance also goes a long way to the effectiveness of our machine and its noise output in turn.

3. Sewing machine anti-noise and vibration pad - This might help balance a machine that isn't fixed directly to the sewing table or floor. If you do get one of these remember to make adjustments in your chair height, or sewing table height to give yourself the best ergonomic position for less painful sewing. (This information was pulled from the site <https://www.healthyquilting.com/post/protect-your-hearing-from-your-sewing-machine>. Please reference for additional information and resources.)

Renee Nelson, Director At Large





Ann Arbor Sewing Center

5235 Jackson Road, Ann Arbor, MI 48103
734-761-3094 www.annarborsewing.com

**Celebrating 54 years in
business!
1968-2021**

**Hours: Monday - Friday 10:00 am - 6:00 pm, Saturday 10:00 am - 4:00 pm.
Closed Sunday and Major Holidays.**

- Over 7000 bolts of exciting fabrics from top manufacturers: brights, batiks, novelty, traditional, modern, reproduction, flannel, cuddle, and more!
- Fabulous fabric room with wonderful lighting and lots of space
- Newest and coolest quilting and sewing notions
- Huge assortment of thread for machine quilting and embroidery
- Award winning service from factory trained technicians. Service and repair on ALL makes and models. FREE Estimates.
- Wide variety of classes, clubs and workshops
- Large selection of sewing, embroidery and quilting machines on display to test sew
- Authorized Koala and Horn cabinet dealer



PFAFF Authorized Dealer for: **BERNINA**
 **VIKING** *made to create*

Upcoming Programs and Workshops

Greetings my Quilties!

I hope this finds you all rested up after the hustle and bustle of the holiday season.

February 24, 2025 we will still be meeting by zoom. Our presenter will be Terri Tope. He topic will be **"Girl with a checkered past and a future in pieces"** She will walk us through her life journey and the quilts that followed her along the way. Starting with that very first quilt and ending with her most recent.

Teri Henderson Tope has sewn her whole life and has been a quiltmaker since 1983. She is an internationally recognized teacher and lecturer who loves all types of applique. Creative and full of life, Teri's motto is "Well behaved women seldom make history, so



let's make a little history". Her quilts have been exhibited in shows across the United States and in Japan, winning an award or two. Her quilts and patterns have been published in Quilter's Newsletter Magazine, Quilter's Quarterly, The American Quilter, Keepsake Quilting and Clotilde. Teri is the Author of "Applique in Reverse" Published by the American Quilter's Society. And has designed over 35 patterns for her company, Material Girl Designs. She is a member of the Applique Society since 1998 and served 6 years on the TAS board as Marketing Chair. She is a member of The National Quilter's Society and it's Columbus Ohio chapter, The Quintessential Quilting of which she served as Vice President and President, and the American Quilters Society. Teri loves to travel, teach, lecture and share her joy of applique.

March 31, 2025 we will be meeting back in person! 😊 I know I, for one, have missed seeing all my Quiltie friends. Our presenter for March will be Debi Vander Heuvel.

Debi says, Inspiration for our art can come from so many places! Join me in a walk through some of what has inspired me over the years in my quilting and has kept me growing and remaining a "work in progress." Debi can be reached at CutOnceDesigns.com



Bag making is becoming a larger part of her work, and she looks forward to sharing many tips and techniques with us, to take our bags from looking homemade to something that we will be proud to carry!

Debi will be doing a workshop on the Haralson Crossbody/Belt Bag by Noodle head.

We will meet March 31 before the guild meeting @ The Toy house community room to prepare for the workshop on April 1. There is still room if anyone wants to join us for this workshop! Please contact me if you need information. 517-420-1328 or townsendpulling@yahoo.com

April 28, 2025 is our Challenge Reveal! I hope none of you are like me and haven't started yet! Oops! I better get busy.

WOW! This year is moving quickly!

Be sure to read your e-mails and plan to join us to sit and sew, so you will stay connected with all your Quiltie friends.

Until next Time,
Sew on My Quiltie Friends!
Angie Townsend, Programs Director



the Quilt Patch






inspiring quilters since 1997

- ✂ Enjoy 7,700 sq. ft. of quilt bliss
- ✂ Shop over 6,500 bolts of 100% cotton quilting fabric and 1,000 additional bolts of promo fabric
- ✂ Learn the basics and beyond in year-round classes for every skill level and style
- ✂ Join clubs and attend events
- ✂ Attend demo-filled retreats
- ✂ Watch our tutorials & demonstrations on YouTube

Visit Us

Monday - 9am to 5pm
Tuesday - 9am to 8pm
Wednesday - 9am to 5pm
Thursday - 9am to 8pm
Friday - 9am to 5pm
Saturday - 10am to 4pm
Sunday - 12pm to 4pm

112 N. EVANS ST. #5 | TECUMSEH, MI | (517) 423-0053

INFO@THEQUILTPATCH.COM |     

Sew Camp at The Coop

Save the Date! Next Sew Camp at The Coop is Friday, February 28 & Saturday, March 1, from 10:00 AM to 8:00 PM.

The cost is \$15.00 per day, with lunch and dinner provided. Make your check payable to PPQG, and send to Pattie Rayl at 3442 Roosevelt Rd, Jackson, MI 49203.

The address for The Coop is 2665 W. Bellevue Rd, Leslie, MI 49251.

Patti Rayl



Guild Meetings are normally the last Monday of the month and are held at:

Ella Sharp Museum

3225 Fourth Street, Jackson MI

Demonstrations begin at 6:15 pm

SEWING CAMP Registration Form

Name: _____

Address: _____

City/State: _____ Phone: _____

Email: _____

Member: _____ Non-Member: _____

Sewing Camp Date: _____ Date Registered: _____

Total Amount Due: _____ Check # _____ Cash _____

Emergency Contact: _____

Phone: _____ Relationship: _____

Checks should be made payable to: Pieces and Patches Quilt Guild

Payments can be mailed to:

Pattie Rahl 3442 Roosevelt Rd Jackson, Michigan 49203

One last thought:

January and February are zoom meetings. Check your email for log-on information. March we will be back together at the Ella Sharp meeting with the challenge reveal. Keep sewing!



Pieces & Patches
Quilt Guild of Jackson
P.O. Box 6294
Jackson, MI 49204

Editor:	Karen Clark
Advertising:	Bev Smith
Membership:	LuAnn Hammond
Electronic Dist.:	Dawn Fowler

Deadline for next edition:
April 15, 2025

Articles can be e-mailed to:
newsletter@piecesandpatchesquiltguild.org

Advertising copy & payments to:
 Bev Smith
 P O Box 6294
 Jackson, MI 49204
advertising@piecesandpatchesquiltguild.org
 (517) 294-4621

Published Quarterly
 Feb, May, Aug & Nov