



Around the Quilt Patch

Pieces & Patches Quilt Guild

Vol 44 Issue 3

Jackson, Michigan

August 2024

From the President

Can you believe how fast this year is going by?! It's the middle of summer already. The flowers are blooming and the vegetables are growing. Fall will be here before you know it and so will our quilt show. Please think about ways you can help with the show. In order to have a successful quilt show, we need your quilt entries and we also need volunteers to make the show successful. There will be volunteer sign-up sheets available at our Monday night Guild meetings. Please remember we have less than three months until our quilt show.



I'd like to take this opportunity to thank you for allowing me to be the Guild President for the 2023-24 year. It has been a very rewarding experience. It really takes a lot of work from a lot of people to make the Guild successful. Please think about how you can get involved and help make the Guild even better.

Happy Quilting,
Rita Parsons, President



Pieces and Patches Quilt Guild Jackson Michigan is now on Facebook. Like the page. Become a friend. Share your quilting activities and discoveries. Also find us at:

- PiecesandPatchesQuiltGuild.org (website)
- [Fb.com/PPQuiltGuild](https://fb.com/PPQuiltGuild)
- piecesandpatchesquiltguild@gmail.com

In this Issue.....

<u>Article</u>	<u>Page</u>
Around the Mitten	2
Coming Events	2
Day Camp and 2025 Retreats.....	9
From the President	1
Historian's Corner	9
Healthy Sewing	12-13
Member Suggestion Box	10
Membership	11
PPQG Board Positions 2024-2025	10
President's Block	14
Publicity and Marketing for Quilt Show	6,9
Quilt Show	5
Quilt Show Entry Form	6
Quilt Show General Store Donations	5
Quilt Show Raffle Quilts	15
Upcoming Programs and Workshops ...	3-4

Purple Lily Longarm
Quilting
Edge to edge, custom
Dawn Fowler
Df19876@gmail.com | 12005 Clinton Rd
(517)392-0022 | Rives Junction, MI

Guild Meetings are normally the last Monday of the month and are held at:

**Ella Sharp Museum
3225 Fourth Street, Jackson MI**

Demonstrations begin at 6:15 pm
Meetings begin at 7:00 pm



August 26, 2024

- Guild Meeting:** "Get it ready to enter" What the Judge looks for! by Mary Zesiger
Workshop Tues, Aug. 27th: "Stitches to Die For" Mary Zesiger
Workshop Wed, Aug. 28th: "Keep it Portable" Mary Zesiger

September 30, 2024

Guild Meeting: Guild Potluck!

October 12-13, 2024

Quilt Show: Heritage Elementary, Stockbridge

October 28, 2024

Guild Meeting: "Quilts from the Ella Sharp Museum Collection" by Hope Stropes



IN & AROUND THE MITTEN

Quilts and Their Stories Coopersville Farm Museum

375 Main St. Coopersville, MI
August 1-September 28, 2024

<http://www.coopersvillefarmmuseum.org/eventsexhibits.html>

2023 St. John's Mint Festival

St. John's City Park,
800 W Sickles St, St Johns, MI 48879
August 9-11, 2024
<https://www.mintfest.org/>

Michigan Fiber Festival

Allegan County Fairgrounds, Allegan, MI
August 14-18, 2024
<https://www.michiganfiberfestival.info/>

Yoder's Annual Amish Quilt Auction/Craft Show

10885 N. Leaton Rd., Clare, MI 48617
August 30-31, 2024

<https://www.clarecounty.net/amish-quilt-auction.html>

AQS QuiltWeek Grand Rapids 2023

DeVos Place
303 Monroe Ave NW, Grand Rapids, MI
September 21-24, 2024

<https://www.americanquilter.com/quiltweek/grand-rapids-2024/grand-rapids-2024-admission/>

Michiana Mennonite Relief Sale Elkhart County 4-H Fairgrounds 17746 County Rd 34, Goshen, IN

September 27-28, 2024

<http://www.mennonitesale.org/>

West Branch Annual Quilt Walk Ogemaw County Fairgrounds, West Branch, MI

October 3-5, 2024

<https://www.facebook.com/WestBranchQuiltWalk/>

YARDS OF FABRIC

116 E. Ash, Mason, MI 48854
517-676-2973

Quilting-quality cottons by Moda, Robert Kaufman, Lakehouse, Timeless Treasures, Maywood Studios, South Seas, 108"-wide backing fabric and more.

Hours: Mon - Fri: 9:30-5
And Sat: 9:30-4

KAREN TRUMBLE
Owner, Quilter
Custom & Pantograph Quilting

KAREN'S CUSTOM QUILTING

(517) 563-2187
125 Pelham St.
Concord, MI 49237
kcquilting@gmail.com

Upcoming Programs and Workshops

Hi my Quilty Friends!

In August, we have Mary Zesiger presenting "Get it ready to enter" What the Judge looks for! Have you ever thought about entering a Quilt show that is judged? But thought, "My work is not good enough." Well, you do not want to miss Mary as she will be telling us all the things the Judges are looking for! And let me tell you! Our Quilts ARE Good enough to be in a judged quilt show!



Mary will also be doing 2 Workshops "Stitches to Die For" Tuesday, August 27, 2024 and "Keep it Portable" Wednesday, August 28, 2024. There is still a lot of room in both workshops! Please sign up to attend as we need at least 10 students to have the classes.



If you haven't already heard our Guild Challenge "What can you do with a Log Cabin Block" made it into the AQS show at Grand Rapids August 21-24, 2024! So YES! Your creations are worthy to hang in a Judged show!! Be sure to go to the show and see your fellow Guild members quilts hanging at an AQS show!

September is our yearly Guild Potluck! As quilters we LOVE to get together and sew, talk and EAT! LOL! So, September will be a fun night of food and fellowship! Plan to be there and bring your favorite potluck dish!

Continued on page 4



100 Exchange St
Marshall, MI 49068
269-781-9450

Over 4,000 bolts of quality quilting fabric, including Asian design, Batik and Reproduction fabrics

Books ♦ Patterns ♦ Notions



Please Note: We will be closed on Labor Day - Sept 2, 2024



To All of you who supported us during the All-Michigan Shop Hop. We couldn't be here without you!

For up-to-date news about sales and shop events, add your name to our e-mail list. Send your e-mail address to lcllc100@gmail.com

Current Hours:

Mon-Fri: 10am-4pm


Saturday: 10am-4pm

Sunday: noon-4pm

(At the third light east of the traffic circle)

www.quiltsatthemarshallhouse.com

e-mail: lcllc100@gmail.com

 Find us on Facebook

Continued from page 3

WOW! September is the end of our year! This year has been a whirlwind! I survived my first year as

Programs Director! WOO HOO! I enjoyed it so much I will be your Programs Director for the 2024-2025 Guild Year. I know, I can't believe it either! I agreed to a second year! One year was just enough to get my feet under me on how to do the job! It really is a fun and easy job! So be thinking about what you could do to get involved with your Pieces and Patches Quilt Guild!

October we will have Hope Stropes, Associate Curator of Ella Sharp Museum, presenting "Quilts from the Ella Sharp Museum Collection" Hope is excited about quilting and sharing her love of Quilts to others.

Looking forward to seeing everyone at the Guild Meetings!

Angie Townsend
Programs Director PPQG



Kris's Kreations
Longarm Quilting by: Kris Rulison
6758 Old Wagon Tr. Jackson, MI 49201
Email - KLV49203@gmail.com
Text / Call - (517) 240-8093

All Inclusive Pricing:

- Includes \$0.02 sq. inch E2E Quilting, Thread, and Batting.
- Dense patterns will be an additional cost.
- I am allergic to the essential oil Pachouli Please do not wear when dropping off or picking up your quilt.



Open Tuesday-Saturday 10-5

Closed Sunday & Monday

Repairing sewing machines & vacuums

Serving our community since 1948

Quilt Show

The 2024 Quilt Show "Quilters are Artists Too"

Is being held October 12 and October 13, again at Heritage School in Stockbridge.

Set up will be Friday October 11th at 4:30pm. We will need all the help we can get to Set up, during the Show both days, and take down on Sunday after the show. We will have sign-up sheets at upcoming Guild meetings. The forms to enter your quilts are ready so please begin entering them. Continue to sell your raffle tickets right up to the day of the Quilt show. Joy Pine and Karen Beers are accepting donations for the general store and Kari Howe is accepting donations for the boutique.

This is our main fund raiser and your quilt show. Let's make it even better than the last one! It's going to be fun! We've got great ideas and can't wait to see it all come together.

See ya there,
Cynthia Shong, Quilt Show Chair

Quilt Show General Store Donations

As part of the Quilt Show coming up in October, we have a General Store where we sell donated quilting items. For the General Store to be successful, we need donated quilting items that will sell. That includes CLEAN, ORDER FREE, QUALITY FABRICS and NOTIONS.

How you can help...

Please look through your stash for donations of quilting fabric, notions, kits, etc., to sell, keeping the following **General Store Donation Guidelines** in mind

- 100% quilting cotton fabric is preferred
- Fabric must be clean and free from odors, stains, etc.

- Fabric can be prewashed
- We will accept books and patterns that are recently published

It would be greatly appreciated if you would take a few minutes to

- Trim any frayed fabric edges
- Press and fold the fabric
- Label the fabric yardage and put it in a baggie

Items we are **not taking** for this Quilt Show.

- No Magazines
- No Old Books
- No Scraps less than fat eighth size unless they are packaged together by color (scraps did not sell successfully at the last Quilt Show)
- If you wish to pass these items along, consider bringing them for the Free Table at our Guild meetings.

If you send your donations in a container that you would like returned to you, please put your name on the container/lid.

Joy Pine and Karen Beers are co-chairs for the General Store and are accepting donations now. You can either bring your donations to a Guild meeting or call one of us to arrange to get them from you. If you have any questions, please contact one of us.

Karen Beers/Joy Pine



**Custom Quilts
& Sewing Center**
5676 Okemos Rd
Haslett, MI 48840

Susan Myers (517) 339-7581
Cindy Hogan QuiltsGalore.com
Emily Myers CustomQuiltsInc@live.com

Quilt Show Entry Form

It's time to start thinking about what you want to enter into the 2024 PPQG Quilt Show. Forms are available at the monthly Guild meetings, **on page 7 and 8** of this newsletter, and on the PPQG website. The deadline for submission of the entry form is August 30, 2024. The forms can be emailed to me at rjnelson2019@gmail.com, mailed to 116 Edgewater Drive, Michigan Center, MI 49254, or given to me at the monthly Guild meeting.

Please note that the Categories section has been expanded this year to include the Guild challenges, miniature, traditional, and modern. If you have a special request for your quilt, such as you are part of a Round Robin group, the Mystery Quilt group, or another group, please make sure to specify that on the entry form in the "Other" category. Every effort will be made to group specified quilts together. Quilts submitted by members of the "It's Not Your Mama's Quilting Group" section should not submit an entry form. These quilts will be grouped together and will be coordinated by the INYM group members.

Renee Nelson

Publicity and Marketing for Quilt Show

We hope all of you have been having fun going around on the Michigan Shop Hop and taking the flyer and bookmarks with you! We need your help and enthusiasm being ambassadors to tell others about the show. I continue to have these advertisements at the front table of Guild meetings and will have them at the sit and stitch on Tuesdays. Please think of the places you can put things on bulletin boards. If you are attending AQS plan to wear your wearable art, it is a good way to start a conversation about coming to the show. Please share our information on Facebook. If each one of us brought 10 friends and family we would be guaranteed of over a 1000 at the show. Let them know that we will be having a lunch that is very economic and always delicious. TOGETHER we can get the message out and make the Quilt show

successful. This is our best moneymaker which helps get us great speakers and workshops. If you have any other ideas please share them with us.

SPECIAL FIBER ART DISPLAYS-

THE WEARBLE ART display will be from the new things you have created since the last show. This category will be part of the judging for honors. When I took the workshop in June from Nancy, I made a vest with 48 individual pieces shown in the picture. All of Art



inspires others to make

something. Don't forget Saturday and Sunday we will have a fashion show at 1:00. This went over SO WELL and brought a lot of people to the show.

LANDSCAPES - I continue to see beautiful landscapes from our members if you haven't made one lately make one in the next few months and enter it in the show. They don't have to be realistic Artsy, and can also inspire others!

INNOVATIVE ART- these are creative, novel, modern, inventive and groundbreaking. Thinking outside of the box and creating something that is you alone. We have many members that think this way! Display them at the show so others can be inspired.

Please sign up to display all of your Art whether it is traditional or falls into the fiber arts display. In order to have a successful show we need both of these. We need the "buzz" to get the people to attend and NEED YOUR HELP to make it successful. Our Guild depends greatly on this income to keep it going. Thank you in advance in sharing your creativity and your time.

Continued on page 9.

QUILTERS ARE ARTISTS TOO - 2024 QUILT SHOW ENTRY FORM

See page 2 for guidelines

Insert or attach picture here.
 Picture does NOT need to be large or on special photo paper.

FORMS DUE BY
August 30, 2024

Submit forms electronically to:

rjnelson2019@gmail.com

OR

Turn in hard copy at any guild meeting up to and including August 29, 2024

OR

Mail hard copy form to:

Renee Nelson
 116 Edgewater Drive
 Michigan Center, MI 49254

GUILD MEMBER INFORMATION:

Submitted by:
Contact Information: (if information is not available on or different from the Guild Membership list.)

QUILT INFORMATION:

Quilt Name:
Quilt Owner (if other than submitter):
Designed by (if other than submitter):
Pattern Name:
Made by (if other than submitter):
Quilted by (if other than submitter):

Size (in inches)
Width (across):
Length (height):

PLEASE NOTE: EVERY EFFORT WILL BE MADE TO ENSURE THE SAFETY OF YOUR ENTRY, HOWEVER THE PIECES & PATCHES QUILT GUILD AND HERITAGE ELEMENTARY SCHOOL, STOCKBRIDGE, MI WILL NOT BE LIABLE FOR LOSS OR DAMAGE. PHOTOGRAPHY WILL BE ALLOWED. ENTERING YOUR QUILT OR OTHER ITEM IS YOUR ACKNOWLEDGEMENT THAT YOU HAVE READ AND ACCEPT THIS STATEMENT.

Check or place an "x" by all that apply:

Work done by MACHINE	Work done by HAND
Piecing	Piecing
Applique	Applique
Embroidery	Embroidery
Quilting	Quilting

Categories:

Wearable Art	Innovative
Collage	Landscape
Log Cabin Challenge	Initialized Challenge
Miniature	Traditional
Modern	
Other (Please designate) (i.e. Round Robin; Mystery)	

Quilt for Sale: _____ Yes _____ No

(If quilt is for sale, this designation will be printed on quilt label. Please note: Transaction is strictly between quilt owner and buyer. PPQG is not involved in the quilt sale.)

(OVER)

Tell us something Interesting About Quilt:

(enter text here)

GUIDELINES FOR QUILT SHOW ENTRIES

1. Each entry requires a separate Entry Form. Copy or print as many as you need.
2. Quilts may only be submitted by an active member of the Pieces & Patches Quilt Guild.
3. Quilts must be made by a guild member in order to be eligible for the "People's Choice" Award.
4. Forms must be received by the end of August 30, 2024.
5. As there are a limited number of racks to accommodate large quilts, large quilts will be placed based on entry date (first come basis).
6. Members may enter more than one quilt in the show. If there is not sufficient room to accommodate all entries that have been submitted, you may be contacted to prioritize entries.
7. Quilts (other than miniatures) must have a 4 1/2" hanging sleeve to enable hanging on the racks. (Miniatures will be pinned to curtains hanging from the racks.)
8. Each quilt must be submitted in its own cloth bag (one cloth bag per entry, regardless of the quilt size) and must have a label sewn or pinned to the cloth bag and back of the quilt with the person's name and the name of the quilt.
9. If quilt owner is interested in having their quilt FOR SALE, please mark the Quilt For Sale checkbox. This designation will be printed on the label. All transactions will be between quilt owner and buyer and do not involve PPQG.

HINTS FOR COMPLETING ENTRY FORM

1. Completing form electronically:
 - a. Download the Excel version of the form.
 - b. Click on each box to enter requested information.
 - c. Insert a picture of the quilt.
 - d. Save your file to whatever name you choose.
 - e. E-mail your document to rinelson2019@email.com
 - f. If submitting more than one quilt, download the form again (or edit your existing document) and save it to a new name.
2. Completing the form in hard copy :
 - a. Download and print the form. Print one for each quilt you are entering.
 - b. Please print legibly and complete the form.
 - c. Attach a picture in the upper left corner. Picture does NOT need to be large or on special photo paper.
 - d. Submit your form to Renee Nelson at a guild meeting, mail it to 116 Edgewater Drive, Michigan Center, 49254, OR scan the completed document and email it to rjnelson2019@gmail.com.

Continued from page 6.

VETERANS QUILTS- Jan Rochefort

The Veterans Quilts are being made and I am very thankful for those who have already taken the kits.



They might be simple to make but the love we are showing these veterans will make a very special meeting on November 24,

2024 just like November 25, 2019 it was one of our best meetings ever. Because it touched my heart so much, I am doing it for the Guild for my 80th birthday. I am still planning a workshop at The Coop sometime this summer. I will be asking the veterans groups to pick some vets to receive them but this time I am asking all of you if you know of someone to be recognized for their service, please let me know before August 31. Of course, if you want to make a different one, I would love it! WE will do it up right again! We will have them displayed again at Christ Episcopal Church in Pleasant Lake on the pews for Veterans Day. I'll be making patriotic mug rugs for them along with coffee and donuts will be given out to the veterans. It is great publicity for the Guild and another way of giving. Thank you in advance by making this again a special day for the veterans and for each one of us!

Jan Rochefort/Maureen Peterson

Day Camp and 2025 Retreats

Hello Guild friends,

2024 is slipping by, and I am feeling like my stack of UFO's are growing! Lucky for us we have a Day Camp coming up in August. This Day Camp is held at The Coop in Leslie, and will be August 16&17. Please join me. The cost is \$40 for 2 days of Sewing. As many of you already know the Coop is a great space to sew!

I have also been busy getting things together for our 2025 Retreats. We will once again be having our

Spring Retreat at Creative Passions in Chesaning, MI. All those who attended loved the facilities and its location. It was such a nice time to enjoy getting to know more of our Guild members as we all worked on projects together.

I will be taking a \$50 deposit in October (or) you can mail in your check anytime to the Guild P.O. Box. Please add Attention Valarie Howard (or Retreats) This will reserve your place. Final payments will be due in January once again. I will have a final cost in October as I'm waiting to hear if the catering cost will increase for the 2025 year.

I will be putting together a Fall 2025 retreat, but have not finalized the details yet. When they are finished, I will update everyone.

I thank you ALL for supporting our Guild and each other by attending!

Keep sewing,
Valarie Howard

Historian's Corner

The first Pieces and Patches quilt show was held at Westwood Mall in September, 1991



Karen Prater, Historian

Member Suggestion Box

At each monthly meeting, members have access to a Suggestion Box where they can submit questions, concerns, and suggestions. As Director at Large, I take these questions, concerns, and suggestions to the monthly Board meetings for review and discussion.

The following suggestions were recently submitted for review by the Board:

Suggestion: Workshop on appliqué and demonstration on Martelli Binding System.

Response: These suggestions for program topics were presented to the Programs Director. At this time, the Programs schedule for 2024-2025 is full, however these topics will be considered for future programs.

Suggestion: How about something on exercises for us as we sew; both stretching and something for eye strain.

Response: Great suggestion. Starting with this newsletter, I will be submitting an article on ergonomics and other helpful hints for quilters and those who sew. I will also present a quick tip at each monthly Guild meeting.

Below is an update on a suggestion previously submitted:

Suggestion: For the business part of the Guild meetings, suggestion that the President ask all members who are giving reports to line up (like it is done for Show & Tell) so that we do not have to wait and watch each one of them come and go to the podium?

Response Update: This suggestion has been implemented. Hopefully you have noticed that the Guild president has been asking those who are on the agenda to line up and be ready to give their reports. Keep your suggestions coming! Please remember, you can submit your suggestions anonymously.

Renee Nelson, Director at Large

PPQG Board Positions 2024-2025

Below is a list of the Board Positions and those who have volunteered for the 2024-25 year. Thank you to all who continue to work to make this Guild the best it can be! Your dedication, time and talent is very much appreciated.

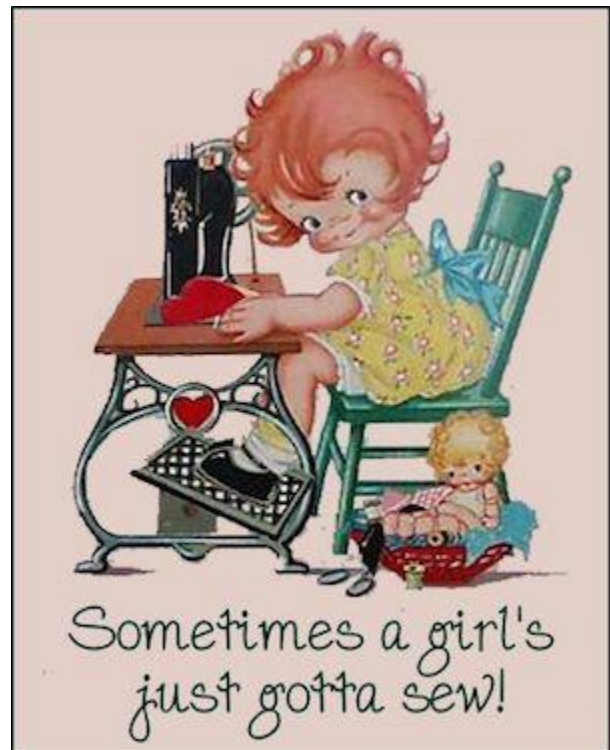
- President.....Val Howard
- VP.....Leslie Schmachtenberger
- Recording Secretary.....Jody Jones
- Treasurer.....Karen Beers
- Dir. of Communications.....Dawn Fowler
- Dir. of Community Outreach.....Linda Mumby
- Dir. at LargeRenee Nelson
- Dir. of MembershipLuAnn Hammond
- Immediate Past PresidentRita Parsons
- AdvertisingBev Smith
- DemonstrationsJackie Johnson
- HistorianKaren Prater
- Hospitality (sign-in)Cythina Shong
- Hospitality (kitchen) Joy Phillips/Becky Kopicko
- MaintenanceShawn Heeney
- ParliamentarianChris Carothors
- ProgramsAngie Townsend
- Quilt RetreatsVal Howard/Renee Nelson
- Quilt Show 2026Bev Smith
- SunshineJanice Stitt
- Communications
- FacebookMaureen Peterson
- NewsletterKaren Clark
- WebmasterDawn Fowler
- Assistant WebmasterJody Jones

Membership

It's that time of year again to start thinking about renewing your membership to the Guild for the 2024-2025 year. The dues will remain \$35.00 for the year. After August 31, a \$5.00 late fee will be assessed for renewals only. There is a 15-day grace period for the \$35.00 payment in case you mail your payment and we don't receive it until after September 1. At the meetings in July and August, we will accept cash, check or credit card. If you use your credit card, there will be a minimal fee in addition to the dues to help pay for processing fees.

To help save time, you can fill out the form in the newsletter and bring it with you to the meeting. If you will be mailing your dues, just include the completed form with your check. We will be having some great speakers this year. There are also many opportunities to get to know your fellow members outside the meeting. Don't let your membership lapse. Make sure you sign up in a timely fashion.

Kathy Miller
Director of Membership



Pieces and Patches Quilt Guild of Jackson

Membership Form

2024—2025

Annual dues are \$35.00.

Payment accepted through August 31.

A \$5.00 late fee is assessed after August 31—only for renewals.

Pay by check made out to Pieces and Patches Quilt Guild (or cash), and mail to: PO Box 6294, Jackson, MI 49204. Membership year is from September 1 through August 31. Please include this completed form with your payment. Thank you!

Are you interested in:

- Being on a committee
- Recommending a speaker
- Making a presentation
- Doing a demo

Are you a: Snowbird

- New Member
- Returning Member

Are you interested in a Special Interest Group:

- Applique Miniature
- Crazy Quilt Sit-n-Stitch
- Long-Arm Featherweight
- Open Sew Days

Please see "SIT & STITCH GROUPS" handout for more information

Name: _____ Year Joined Guild: _____

Address: _____ Cell Phone: _____

City: _____ State: _____ Zip: _____ Telephone: _____

E-mail _____ Birthday: Month _____ Day _____

I would like to be entered into the Members only Face Book Page Yes No

Dues: \$ _____

Check # _____ Cash Credit

Treasurer _____



Date: _____ / _____ / _____

Card Packet



Ann Arbor Sewing Center

5235 Jackson Road, Ann Arbor, MI 48103
734-761-3094 www.annarborsewing.com

**Celebrating 54 years in
business!
1968-2021**

**Hours: Monday - Friday 10:00 am - 6:00 pm, Saturday 10:00 am - 4:00 pm.
Closed Sunday and Major Holidays.**

- Over 7000 bolts of exciting fabrics from top manufacturers: brights, batiks, novelty, traditional, modern, reproduction, flannel, cuddle, and more!
- Fabulous fabric room with wonderful lighting and lots of space
- Newest and coolest quilting and sewing notions
- Huge assortment of thread for machine quilting and embroidery
- Award winning service from factory trained technicians. Service and repair on ALL makes and models. FREE Estimates.
- Wide variety of classes, clubs and workshops
- Large selection of sewing, embroidery and quilting machines on display to test sew
- Authorized Koala and Horn cabinet dealer



PFAFF

Authorized Dealer for:

Husqvarna

VIKING

BERNINA

made to create

Healthy Sewing

This is the first in a new series of articles in an effort to help you make healthy sewing habits, or break some unhealthy sewing habits. As quilters and those who sew, we make sure to maintain our sewing machines, keep our scissors and blades sharp, but do we take the extra effort to keep ourselves in tip-top shape? Listed below are some reminders of how to take care of ourselves while we sew and quilt.

- Use a comfortable chair at the correct height. The ideal chair should have an adjustable height. Your chair should be high enough that your shoulders and neck are relaxed when sewing, but not too high that you are looking down and hunching over.
- Sit properly. Straighten your back and relax your shoulders. Use the back of your chair for support if you need to, or use your core muscles to keep your back straight while sitting. Keep your feet flat on the floor, with knees and legs at a 90-degree angle.

- Relax your shoulders. Take some deep breaths, lower and release the tension in your shoulders. Do some shoulder and neck rolls.
- Get up and move often. Get up every 20 minutes or so, and set a timer for yourself if needed. Position your ironing board across the room so it forces you to stand up often. Take breaks often, move more, and get the blood flowing.
- Stretch, stretch, and stretch. Sitting makes your muscles tight and short, so stretching is important. Start a routine of doing stretching exercises often.

Continued on page 13

Continued from page 12

- Avoid repetitive motions. Use a rotary cutter that feels comfortable in your hand, and that doesn't require you to grip it too tightly. Change out your blade often and use sharp fabric scissors. Pressing can also be hard on wrists, so take breaks if needed or don't press all at once, and use a lighter iron.

(This list was pulled from the site <https://cluckclucksew.com/2017/03/healthy-sewing.html> . Please reference for additional information.)

Renee Nelson



Country Stitches 
Sewing Machines and Quilting since 1982

2200 Coolidge Rd,
East Lansing, MI 48823
(517) 351-2416

1965 Boardman Rd
Jackson, MI 49202
(517) 782-1075

Our website: countrystitches.com | Sign up for classes: countrystitchesmi.as.me | Shop: countrystitchesshop.com

CELEBRATE COUNTRY STITCHES' 42ND BIRTHDAY IN EAST LANSING!

Drawing 42 Prizes
valued at \$42-\$442

Thursday, August 8th, 2024

Birthday discounts good August 8th-10th, 2024

Free Gift for the
first 100 People!

Battle of the Brands | 10am - 6pm
See the best of every Sewing Machine brand: Husqvarna Viking, Pfaff, Baby Lock, Bernina and Juki are all having specialists show the features of their machines. This is a great time to see how the brands compare. See all the new features and see which will be best for you. Find out what things they do that you would love. Plus, **each company is offering the best prices of the year!** Come see their great specials.



Craft Show | 10am - 4pm

Many vendors on the sidewalk under the awning - join us even if it's raining!

Demo Day | 10am - 4pm

Machines & Quilt Shop - Something for everyone!

Fabric, Stabilizer, & Accessory Sale

& specials on all our sewing furniture from Koala, Horn, & Arrow/Kangaroo!

ALL SALE ITEMS ARE ALSO
AVAILABLE IN JACKSON

the Quilt Patch

inspiring quilters since 1997

- ✂ Enjoy 7,700 sq. ft. of quilt bliss
- ✂ Shop over 6,500 bolts of 100% cotton quilting fabric and 1,000 additional bolts of promo fabric
- ✂ Learn the basics and beyond in year-round classes for every skill level and style
- ✂ Join clubs and attend events
- ✂ Attend demo-filled retreats
- ✂ Watch our tutorials & demonstrations on YouTube

Visit Us

Monday - 9am to 5pm
 Tuesday - 9am to 8pm
 Wednesday - 9am to 5pm
 Thursday - 9am to 8pm
 Friday - 9am to 5pm
 Saturday - 10am to 4pm
 Sunday - 12pm to 4pm

112 N. EVANS ST. #5 | TECUMSEH, MI | (517) 423-0053

INFO@THEQUILTPATCH.COM |     

President's Block

As a thank you to the President of the Guild each year we like to present them with a President's Block that they can later put together into a quilt. This year Rita Parsons has chosen a Friendship Star block. Her request is bright, colorful batiks for the star and neutrals for the background. This can be presented any time between now and September, and please remember to put your name in permanent ink so that she knows who made which block. Thank you for all of your work for the Guild, Rita!

Friendship Star Quilt Block

Use bright, colorful batiks for Star and neutrals for background

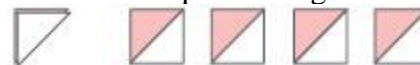
Unfinished Block Size – 12 1/2"	
Main Print	
A – cut 1	4 1/2" x 4 1/2" square
B – cut 2	5 1/8" x 5 1/8" square
Background Print	
C – cut 4	4 1/2" x 4 1/2" square
D – cut 2	5 1/8" x 5 1/8" square

Block Assembly Instructions:

Step 1: Mark a diagonal line on the wrong side of the D background squares. Place a D square and a B square right sides together. Sew a 1/4" seam on each side of the marked line.



Step 2: Cut down the marked line. Open up the pieces and press the seam toward the darker fabric. Repeat for the remaining B and D squares for a total of four half square triangles.



Step 3: Trim half square triangles. For 12 1/2" block, trim squares to 4 1/2" blocks.

Step 4: Assemble quilt block in Rows as shown.

After Rows are assembled, sew block together. Press row seams open.



2024 QUILT SHOW RAFFLE QUILTS

QUILT RAFFLE

**5 BEAUTIFUL QUILTS
LUCKY WINNERS**


TICKETS ON SALE NOW

SEE ANY MEMBER FOR YOUR CHANCE TO WIN! TICKETS ARE \$1 EACH OR 1 FOR \$1.
LIMITED QUANTITY TO BE SOLD. NEED NOT BE PRESENT TO WIN.
DRAWINGS TO TAKE PLACE AT 4PM OCTOBER 13, 2024.

QUILT SHOW! *Quilters are Artists, too!*

Heritage Elementary School 322 Western Ave. Stockbridge, MI 48220	Saturday 10-5	October 12th	QUILTS COLLAGES WEARABLE ART VENDORS: BERRIS CAFE BOUTIQUE GENERAL STORE
	Sunday 12-5	October 13th	

Pieces & Patches Quilt Guild of Jackson



Purple Bobbin Quilt Shop

803 South Brown Street
Jackson, MI 49203
517-962-4271

Hours: Tue-Fri 10am-5pm and Sat 9am-4pm

- WE CARRY MODA FABRICS!
- Check out our Loyalty Program!
- Earn points on EVERY purchase.

The Purple Bobbin
Quilt Shop

Est. 2017

Thanks to all who visited the Purple Bobbin during the All Michigan Shop Hop. It was nice seeing you.

We hope you will return soon and remember to bring the 10% off your total purchase coupon you received in the refreshment bag we handed out.

Also bring a completed project and enter our monthly drawing to win a prize.

100% Cotton Quilting Fabrics – 108" Backings – Quilters Select Rulers - Notions – Books & Patterns – Friendly, Helpful Staff Available to Assist You!

**Gift Cards Available – www.Facebook.com/ThePurpleBobbin/

Email: purplebobbinquiltshop@gmail.com

May Your Bobbin Always Be Full

Pieces & Patches Quilt Guild of Jackson P.O. Box 6294 Jackson, MI 49204

Editor: Karen Clark
Advertising: Bev Smith
Membership: Kathy Miller
Electronic Dist.: Dawn Fowler

**Deadline for next edition:
October 15, 2024**

Articles can be e-mailed to:
kkclark14@gmail.com

Advertising copy & payments to:
Bev Smith
13550 Rockwell Rd
Stockbridge, MI 49285
(517) 294-4621

Published Quarterly:
Feb, May, Aug & Nov