



Around the Quilt Patch

From the President

Happy Spring!!!

Spring in Michigan is a beautiful time of year. The flowers are coming up and the birds are starting their nests. I have a pair of Wrens that decided the hanging fern plant on my front porch would make a great place to build their nest. I love watching them bring nesting materials to build their nest from the window in my kitchen. This is the second year I've had Wrens nest on my front porch. The days are getting longer and warmer. Summer will be here in no time. In the meantime, keep quilting!!



Rita Parsons
President



Be Our Guest
Pieces & Patches Quilt Guild
of Jackson

FREE QUILTERS EVENT

Annual Guild Challenge Reveal
The 2024 Challenge Theme is "Initialized"
Join us for fellowship and refreshments!

WHEN
Monday, April 29th, 7pm to 9pm

WHERE
Ella Sharp Museum

In this Issue.....

| <u>Article</u> | <u>Page</u> |
|---|-------------|
| 5 Beautiful Quilts..... | 3 |
| Blotto Block..... | 12 |
| Coming Events..... | 2 |
| Day Camps and Retreat..... | 9 |
| From the President..... | 1 |
| Guild website..... | 10 |
| Historian's Corner..... | 11 |
| In and Around the Mitten..... | 2 |
| Member Suggestion Box..... | 3 |
| National Quilt Day Update..... | 4 |
| President's Block..... | 6-7 |
| Programs and Workshops..... | 5-6 |
| Publicity and Marketing for Quilt Show..... | 8 |
| Quilt Show..... | 11 |
| Road Trip – MSQC..... | 9 |
| Special Fiber Art Displays..... | 12 |
| Veterans Quilts..... | 11 |
| Workshop Registration Form..... | 13 |



Pieces and Patches Quilt Guild Jackson Michigan is now on Facebook. Like the page. Become a friend. Share your quilting activities and discoveries. Also find us at:

- PiecesandPatchesQuiltGuild.org (website)
- [Fb.com/PPQuiltGuild](https://fb.com/PPQuiltGuild)
- piecesandpatchesquiltguild@gmail.com



Coming
events

May 20, 2024

Guild Meeting: "175 Years of Sewing Machines"
Cindy Huffman (See Page 5)
No Workshop

June 24, 2024

Guild Meeting: "Great Basics"
Workshop Tues, June 25, 2024: Mono Printing
Nancy Roelfsema (See Page 5)
Workshop Wed, June 26, 2024: Double Wedding
Ring by Nancy Roelfsema (See Page 6)

July 29, 2024

Guild Meeting: "KidLit in Quilts" by Sheila Painter
No Workshop



IN & AROUND THE MITTEN

47th Annual Sauder Village Quilt Show
Wednesday, May 1 – Saturday, May 4
10:00 a.m. – 5:00 p.m.
Location: Founder's Hall
www.saudervillage.org/classes-events/special-events/quilt-show

A Garden of Quilts Quilt Show
May 3, 10am-5pm, May 4, 10am-4pm
Location: Cornerstone Baptist Church
6273 Miller Road
Swartz Creek, MI 48473
<https://genstarquilters.org/quilt-show2/>

Tulip Time Quilt Show **May 4-12**

Location: Midtown Center
96 West 15th Street
Holland, MI 49423

<https://www.tuliptime.com/events/quilt-show>

“Quilts in Bloom Quilt Show” **Cal-Co Quilters Guild** **Fri, July 12 – Sat, July 13**

9:00 a.m. – 4:00 p.m.

Location: Marshall United Methodist Church
721 Old US-27, Marshall, MI 49068
<https://allevents.in/marshall/quilts-in-bloom-quilt-show/200026386452749>

“Celebrate the Quilt 2024” **Greater Ann Arbor Quilt Guild** **Sat, July 27 - Sun 28**

9:00 a.m. – 5:00 p.m.

4800 E Huron River Dr, Ann Arbor Charter
Township, Michigan, 48197

<https://www.quiltinghub.com/Events/EventID/1193975>



Kris's Kreations
Longarm Quilting by: Kris Rulison
6758 Old Wagon Tr. Jackson, MI 49201
Email - KLW49203@gmail.com
Text / Call - (517) 240-8093

All Inclusive Pricing:

- Includes \$0.02 sq. inch E2E Quilting, Thread, and Batting.
- Dense patterns will be an additional cost.
- I am allergic to the essential oil Pachouli
Please do not wear when dropping off or picking up your quilt.



Ann Arbor Sewing Center
 5235 Jackson Road, Ann Arbor, MI 48103
 734-761-3094 www.annarborsewing.com

**Celebrating 54 years in
 business!
 1968-2021**

**Hours: Monday - Friday 10:00 am - 6:00 pm, Saturday 10:00 am - 4:00 pm.
 Closed Sunday and Major Holidays.**

- Over 7000 bolts of exciting fabrics from top manufacturers: brights, batiks, novelty, traditional, modern, reproduction, flannel, cuddle, and more!
- Fabulous fabric room with wonderful lighting and lots of space
- Newest and coolest quilting and sewing notions
- Huge assortment of thread for machine quilting and embroidery
- Award winning service from factory trained technicians. Service and repair on ALL makes and models. FREE Estimates.
- Wide variety of classes, clubs and workshops
- Large selection of sewing, embroidery and quilting machines on display to test sew
- Authorized Koala and Horn cabinet dealer



PFAFF Authorized Dealer for: **BERNINA**
 Husqvarna VIKING made to create

5 Beautiful Quilts

The quilt show is fast approaching. If you haven't seen the 5 Incredible Quilts that are being raffled, please take a look at our Pieces and Patches website (also on Page 13 of this newsletter).

Ticket sales are going a bit slow. Part of this is due to our winter zoom meetings as well as our members enjoying the warmer weather in southern states. We should be back to full (in person) swing in April.

We will have packets available at the April meeting. If in the meantime, if you would like to pick up your tickets sooner or turn in and pick up additional packets, please feel free to call Kris Rulison or Carol Metz.

This year the ticket cost is 1 for \$2 or 3 for \$5.

As we are all aware, this is the Guild's primary fundraiser so your participation in this raffle is extremely important. Please do your best to help support your Guild.

Happy selling,
 Kris and Carol ☐

Member Suggestion Box

At each monthly meeting, members have access to a Suggestion Box where they can submit questions, concerns, and suggestions. As Director at Large, I take these questions, concerns, and suggestions to the monthly Board meetings for review and discussion. Feel free to submit these anonymously!

At a recent monthly meeting held at Ella Sharp Museum, the following suggestion was submitted: For the business part of the Guild meetings, suggestion that the President ask all members who are giving reports to line up (like it is done for Show & Tell) so that we do not have to wait and watch each one of them come and go to the podium?

Response: Thank you to the member who submitted this suggestion. The Board of Directors will discuss this suggestion at the April Board meeting and the response will be provided to the members.

Renee Nelson, Director at Large ☐

National Quilt Day Event Update

The National Quilt Day event held at The Coop on Saturday, March 16th was a great success. There were 34 people in attendance. Marie Fisher led us through a hands-on English Paper Piecing (EPP) project, assisted by Angie Townsend. We learned EPP basics, basting and stitching techniques. I walked away from this class with a good working knowledge of EPP and successfully completed stitching of my class flower.

After a hearty potluck lunch, Rita Parsons led us through a Foundation Paper Piecing class of the Pieces and Patches Star name tag. This was also a hands-on class. Rita patiently walked the class through the details of how-to foundation paper piece. I have never done this process before and was challenged. However, I was so impressed with the finished results of the other participants who successfully completed their badges.

Janet Rochefort provided us with an introduction to the Slow Stitching process. She provided a lot of material, lace, ephemera, instructions, etc. along with the encouragement to tap into our artistic sides as we

shifted into a slower paced sewing process. This process is not limited to hand stitching; this artistry can be accomplished through machine stitching also. My project is still being worked on, but I now have an appreciation for the slow stitching process.

Dawn Fowler gave us a demo of the Electric Quilt software which is a user-friendly quilt design software. She shared many of the amazing design features and functionality available with the software.

Along with learning new things, the day was filled with snacks, door prizes, a fat quarter drawing, and great food. Hopefully we all agree that The Coop is a fabulous venue for our quilting events. I want to thank the presenters for the time and supplies they put into preparing for their classes and demo. They all did a great job!

Please give some thought to possibly chairing next year's event or presenting a topic. National Quilt Day is the third Saturday of March. Next year's event is Saturday, March 15, 2025.

Renee Nelson

Country Stitches

Sewing Machines and Quilting since 1982

www.countrystitches.com

Husqvarna/Viking | PFAFF | baby lock | JUKI | BERNINA | SINGER



East Lansing: 517-351-2416
2200 Coolidge Rd
East Lansing, MI 48823

Jackson: 517-782-7100
1965 Boardman Rd
Jackson, MI 49202

1/2 OFF PREVIOUSLY LOVED SEWING MACHINES

Here are just a few on sale - we have **over 50 previously loved sewing machines available!**

Call or stop in for the complete list.

| | Retail | Sale | 1/2 Off |
|----------------------------|------------|------------|-----------|
| Viking Sapphire 857 Quilt: | \$2499.99 | \$1699.99 | \$849.99 |
| Bernina 770 QEE: | \$10799.99 | \$8899.99 | \$4449.99 |
| Babylock Spirit EMB Only: | \$3999.99 | \$3499.99 | \$1749.99 |
| Pfaff Creative Icon: | \$16999.99 | \$8999.99 | \$4499.99 |
| Viking Epic 2: | \$17999.99 | \$15999.99 | \$7999.99 |

Sale ends May 31, 2024

1/2 OFF CLASS SALE

All regular classes in May through August are 1/2 off if you sign up now!*

Get 1/2 off the class fee for regular classes if you sign up by May 31, 2024.

Visit the link below or call to sign up.
<https://CountryStitchesMI.as.me/>

*Does not apply to Guest Instructors, Special Events, Kids Classes or One-On-One Instruction. See store for other details.

The Quilt Patch

inspiring quilters since 1997

- ✂ Enjoy 7,700 sq. ft. of quilt bliss
- ✂ Shop over 6,500 bolts of 100% cotton quilting fabric and 1,000 additional bolts of promo fabric
- ✂ Learn the basics and beyond in year-round classes for every skill level and style
- ✂ Join clubs and attend events
- ✂ Attend demo-filled retreats
- ✂ Watch our tutorials & demonstrations on YouTube

Visit Us

Monday - 9am to 5pm
 Tuesday - 9am to 8pm
 Wednesday - 9am to 5pm
 Thursday - 9am to 8pm
 Friday - 9am to 5pm
 Saturday - 10am to 4pm
 Sunday - 12pm to 4pm

112 N. EVANS ST. #5 | TECUMSEH, MI | (517) 423-0053

INFO@THEQUILTPATCH.COM |     

Programs and Workshops

Hi My Quiltie Friends!

It was wonderful seeing so many of you at the March Quilt Guild meeting! The Guild is on the move and growing! Make sure you stop at the table, on your way in, and see what is happening with workshops and plan to join us to learn something new or brush up on something you have done in the past! You never know when someone else might have learned an easier way of creating a block or putting something together!

The March program was "Y-Seams Y- Be Afraid" with Gary Harvey! The butterfly method of doing Y-seams was just amazing and so easy! I hope you joined us for his workshop and program. If you missed the opportunity here is a list of future programs and workshops that are available!

Monday, May 20, 2024 (note that this is one week early due to Memorial Day) we will have **Cindy Huffman's Program** on "175 Years of Sewing Machines"



Cindy collects and refurbishes vintage sewing machines. She will talk about the history and origins of various sewing machine companies and will display/demo various machines from 1870 to the modern age.

Monday, June 24, 2024 we will have **Nancy Roelfsema "Great Basics"** learning precise ways to improve on basic quilting.

You can find Nancy on "**On Point-TV Quilting with Nancy**". Both of these workshops will be held at The Coop in Leslie Michigan! If you haven't been to The Coop, you are missing out on an excellent location!



Tuesday, June 25, 2024- Mono Printing by Nancy Roelfsema Add designs and paint on fabric!

Continued on Page 6

Quilts

at the
Marshall House

100 Exchange St
Marshall, MI 49068
269-781-9450

Over 4,000 bolts of quality quilting fabric, including
Asian design, Batik and Civil War reproduction
Fabrics • Books • Patterns • Notions

Join Us on our first All Michigan Shop Hop
JUNE and JULY 2024

Over **80** Stores, **100s** of Prizes, **Free** Gift at Every Store
Visit www.AllMichiganShopHop.com and join our Facebook Group:
www.facebook.com/groups/allmichiganshophop to learn all about it.

The All Michigan Shop Hop Magazine will go on sale Mid-April at all participating stores.
It's your passport to embark on the Great Sewing Adventure™ across Michigan!

ALL MICHIGAN SHOP HOP

There will be a variety of specials
throughout these two months



DON'T MISS!

**Quilts in Bloom
Quilt Show
July 12 & 13, 2024**

We will be closed for these Holidays:

Mother's Day – May 12

Memorial Day – May 27

Fourth of July

Regular Shop Hours:


Mon-Sat: 10am-4pm

Sunday: noon-4pm

(At the third light east of the traffic circle)

www.quiltsatthemarshallhouse.com

e-mail: lcllc100@gmail.com

 Find us on Facebook

Continued from Page 5

Wednesday, June 26, 2024-Double Wedding Ring by Nancy Roelfsema

Have you been intimidated by the wedding ring quilt so have never done one? Or you have made one, and thought never again! Join Nancy as she will teach you how to strip piece and do curves making the wedding ring quilt easier to accomplish!

Monday, July 29, 2024 our Program will be "KidLit in Quilts" By Sheila Painter

Sheila does a trunk show of Quilts from children's picture books. She has found dozens of children's books with quilts within the pages, she has read the books and created the quilts to share with us.



As you can see, we have a lot of exciting programs and workshops scheduled! Plan to join us!

You can pick up a workshop registration form at a Guild meeting or go to the Guild website and print one off (or page 13 of this newsletter), fill it out and mail it in to the Guild P.O. Box to get registered for a workshop.

Angie Townsend
Programs Director ☐

President's Block

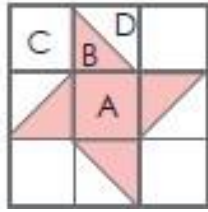
As a thank you to the President of the Guild each year we like to present them with a President's Block that they can later put together into a quilt. This year Rita Parsons has chosen a Friendship Star block. Her request is bright, colorful batiks for the star and neutrals for the background. This can be presented any time between now and September, and please remember to put your name in permanent ink so that she knows who made which block. Thank you for all of your work for the Guild, Rita!

Continued on Page 7

Continued from Page 6

Friendship Star Quilt Block

Use bright, colorful batiks for Star and neutrals for background



| | |
|---------------------------------|------------------------|
| Unfinished Block Size – 12 1/2” | |
| Main Print | |
| A – cut 1 | 4 1/2” x 4 1/2” square |
| B – cut 2 | 5 1/8” x 5 1/8” square |
| Background Print | |
| C – cut 4 | 4 1/2” x 4 1/2” square |
| D – cut 2 | 5 1/8” x 5 1/8” square |

Block Assembly Instructions:

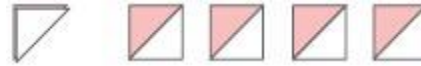
Step 1:

Mark a diagonal line on the wrong side of the D background squares. Place a D square and a B square right sides together. Sew a 1/4” seam on each side of the marked line.



Step 2:

Cut down the marked line. Open up the pieces and press the seam toward the darker fabric. Repeat for the remaining B and D squares for a total of four half square triangles.



Step 3:

Trim half square triangles. For 12 1/2” block, trim squares to 4 1/2” blocks.

Step 4:

Assemble quilt block in Rows as shown. After Rows are assembled, sew block together. Press row seams open.



Purple Bobbin Quilt Shop

803 South Brown Street
Jackson, MI 49203
517-962-4271

Hours: Tue-Fri 10am-5pm and Sat 9am-4pm

- WE CARRY MODA FABRICS!
- Check out our Loyalty Program!
- Earn points on EVERY purchase.

The Purple Bobbin
Quilt Shop

Est 2017

All Michigan Shop Hop begins June 1, and goes through July 31.
We still have Magazines/Passports for \$11.95. AMISH Fabric is available for pre-sale.
NOTE: Special Shop Hop Days & Hours: Mon-Fri 10:00-5:00, Sat 9:00 - 5:00
Also - 2 Sundays: June 2 and July 7 from 11:00 - 4:00.
Join in on the Games, Giveaways & Discounts.

100% Cotton Quilting Fabrics – 108” Backings – Quilters Select Rulers - Notions – Books & Patterns – Friendly, Helpful Staff Available to Assist You!

****Gift Cards Available -- www.Facebook.com/ThePurpleBobbin/**

Email: purplebobbinquiltshop@gmail.com

May Your Bobbin Always Be Full



Open Tuesday-Saturday 10-5

Closed Sunday & Monday

Repairing sewing machines & vacuums

Serving our community since 1948

A proud participant in the All Michigan Shop Hop!

Publicity and Marketing for Quilt Show

Maureen has done a beautiful job putting together the flyer and bookmark announcing our quilt show. We need your help in being ambassadors to our Quilt Show by giving out both of these items to shops you go to, especially those going on the Michigan Shop Hop. Let us know which shops you are able to visit and leave materials. I will have them at all meetings, and at the sit and stitch on Tuesday. If you see a bulletin board, ask if you can put one up. Both of us are going to close communities to give them out.

Going to AQS is a great way to let people know about our show. If you wear your wearable art it is a good way to start a conversation about coming to the show.

If you are on Facebook or other social media please share our posts to your friends. We will be advertising on Facebook looking for the right demographics to those interested in quilting. TOGETHER we can get

the message out and make the Quilt show successful. If you have any other ideas please share them with us.

Jan Rochefort/Maureen Peterson ☐



**Custom Quilts
& Sewing Center**

5676 Okemos Rd
Haslett, MI 48840

Susan Myers
Cindy Hogan
Emily Myers

(517) 339-7581
QuiltsGalore.com
CustomQuiltsInc@live.com

Guild Meetings are normally the last Monday of the month and are held at:

Ella Sharp Museum

3225 Fourth Street, Jackson MI

Demonstrations begin at 6:15 pm

Day Camps and Retreat

As we are now working our way through the month of April, lots of things are in full swing! We are back to starting up our Day Camps. June 7th & 8th are our next schedule days. I have had lots of interest for this camp, but spaces are still available. You can send in your payment and form to the Guild PO box or bring it to one of our meetings.

The 2024 Retreat is all set for May 3-5 (early arrival is Thursday, the 2nd @ 8 pm) I have started a list of people who will be joining us at the Mexican Restaurant for an early dinner and shopping at Creative Passions. I also wanted to let you know that Creative Passions is hosting a Quilt Walk. So, it sounds like there will be lots going on this weekend.

The retreat is currently full, but I have 2 people on my list just in case something happens and someone can't make it. I am working on putting together information for 2 retreats in 2025.

Valarie Howard ☐



!!!!ROAD TRIP

Missouri Star Quilt Company!!!!

We are still taking reservations for the trip to visit the Missouri Star Quilt Company (MSQC) in Hamilton, Missouri (along with five additional quilt stores along the way). The trip will be September 23-26, 2024. We will be spending an entire day visiting the Missouri Star Quilt Company with lots of shopping time along with a trunk show with Edie McGinnis, a pattern writer for MSQC and collector of Kansas City Star quilts. Additional information about Edie McGinnis can be found at: <https://blog.missouriqltco.com/the-keeper-of-kansas-city-star-quilts-edie-mcginnis/>

We will also have a chance to visit the Missouri Quilt Museum while in Hamilton. There will also be a stop at Antique Archeology, home of American Pickers. It's going to be a fun trip. Please think about joining us. Flyers are available at Guild meetings. Please contact me for additional information.

Rita Parsons
President ☐



Guild website: piecesandpatchesquiltguild.org

Have you recently visited our Guild's website? There have been many changes to the website in the past year. The plan is to make it more user friendly, contain useful information and engaging content. There is a wealth of information available to you such as:

- Charities
- Newsletters
- Speakers at Guild meetings
- Workshop schedules and topics
- Retreats
- Vintage Sew Days and Open Sew Days
- Quilt Show
- Blotto requirements
- Annual Quilt Challenge requirements
- Show & Tell and Quilt Show Photos
- Board members

In the Members Only Section of the website (Requires the password on the back of your current membership card):

- Sit and Stitch Groups
- Current membership list
- Board Meeting Minutes
- Budget Reports
- Governing Documents (Bylaws, Job Descriptions, policies)

Please take a minute to go to the Guild's website piecesandpatchesquiltguild.org and see what is there. Your thoughts and/or suggestions are welcome; you can click on the envelope just to the right of the Facebook symbol at the top of the web page to send an email to the Guild. The Facebook symbol will take you to the Guild's public Facebook page. Dawn Fowler ☐



| Pieces And Patches Quilt Guild Forms | | |
|--------------------------------------|----------------------|-----------------------|
| Membership Form | .pdf | |
| Workshop Registration Form | .pdf | .docx |
| Day Camp Registration Form | .pdf | |
| Retreat Registration Form | .pdf | .docx |
| Charitable Groups Nomination Form | .pdf | .docx |
| Donation Form | .pdf | .docx |
| Funds Tracker Reimbursement Form | .pdf | .docx |



Members Only (Password Required) – financial reports, board and guild meeting minutes.
Resources – links to quilting websites, other quilt guilds, guild member owned businesses, other advertisers.
Contact Us – contact form.

HOME

- Board – lists board position, current holder and email
- Forms – links to view, download and print frequently used forms including workshop and day camp registration forms.
- Newsletters – links to view previous newsletters Nov 2021 to present.

ACTIVITIES

- Activities – includes information on upcoming demonstrations, open sews, small groups, charities, etc.
- Programs – contains information on upcoming and past programs.
- Workshops – contains information on upcoming and past workshops.
- Quilt Show – contains details on planning of upcoming show including raffle quilts and past Quilt Shows.
- Charity Projects – information on current sponsored charities.
- Retreats – currently scheduled Sewing Day Camps and overnight Retreats.

Quilt Show October 12 & 13

General Store – If you have anything that you would like to donate to the General Store, please contact Joy Pine.

Boutique – If you have anything that you would like to donate to the Boutique, please contact Karri Howe.

You may also bring any donations to a quilt Guild meeting. Keep in mind that we will soon be looking for volunteers to work at different stations at the quilt show. Where can you help?

Carol Metz and Rose Paddock will be taking the raffle quilts and tickets to different Guilds and quilt shops. If you would be interested in helping them out, please contact them. Raffle tickets will be available at the April Guild meeting. Make sure to pick yours up, and feel free to take more if you have already sold yours. Our goal is to sell all of the tickets!

Don't forget about wearable art and what you can make. I am redesigning a denim jacket, or you could repurpose an item into clothing, a bag or a hat. Signups to display your quilts will be coming soon, so finish up all those beautiful quilts so that we have the best turnout!

Cynthia Shong ☐

Veterans Quilts

When we did our Veteran's quilts meeting on November 25, 2019 it was one of our best meetings ever. The publicity was great, but seeing the Veteran's response to receiving them was very touching. For my 80th birthday I want to do it again **NOVEMBER 25, 2024**. Jan Lentine and I will have some kits that we would like to have you take and I will start giving them out in May. These are very simple ones with stars and stripes. We will also plan a sewing day at the Coop sometime this summer. I will be asking the veterans groups to pick some vets to receive them. Of course, if you want to make a different one, I would love it! If you have a special veteran that you would like to be a recipient, please

let me know. We will do it up right again! We will have them displayed again at Christ Episcopal Church on the pews for Veteran's Day. Coffee and donuts will be given out to the veterans. Thank you in advance!

Jan Rochefort ☐

Historian's Corner

In 1997 the Pieces and Patches Quilt Guild participated in a hands-on learning fair sponsored by Spring Arbor College. Guild members Marie Fisher and Mary Jane Erwin provided 28 children the opportunity to make a quilt square which would then become part of a quilt. The boys and girls each created their own design on an 8" fabric square using crayons. The crayons were then ironed to preserve their designs.

Marie and Mary Jane then took the squares and created a quilt. This 1997 quilt will be on display at our upcoming quilt show on October 12th & October 13th in Stockbridge, MI.

Karen Prater
Historian ☐



Blotto Block

Starlyte Block

Block education posted on Pinterest
April 2019 Moda
Jelly roll friendly

Color way – Sea glass colors
White

Color choice: (4) 2.5x4.5 inch strips
(4) 2.5x2.5 inch squares

Option #1

If using an Easy Angle Ruler



Color choice: (1) 2.5 x 6.5 inch strips
White: (1) 2.5 x 6.5 inch strips

Take contrasting color strips right sides together and cut using the Easy Angle Ruler at 2.5 inches. Make four sets and sew sets together. This is to measure a 2.5inch block. Make 4 blocks.

Option #2

Traditional Method

Color choice: (2) 3.5 inch blocks
White: (2) 3.5 inch blocks



Take a contrasting block right sides together. Draw a line corner to corner. Then sew a quarter inch seam on each side of the line. Cut on marked line. Open and press. Trim to a 2.5 inch square. Make 4 blocks.

To assemble block lay out the block. Sew 2.5 inch block to a completed half square triangle block. Then attach to one 4.5 inch strip. Sew 4 units together. See picture (Blackened area represents the white fabric). Completed block measures 8.5 inches.

XXL Block

(4) 11 inch square print
(8) 5.5 inch creme squares

Center cross contrasting fabric

(1) 15 x 3.5 inches
(2) 6 x 3.5 inches

Cross legs
(4) 5.5 x 3.5 inches

Thank you for participating in Blotto!! Blotto blocks are due at the August Guild Meeting. Please contact Linda Kinney-Koziol with any questions.

Linda Kinney-Koziol ☐

Special Fiber Art Displays

As you know we are featuring Fiber Art Displays again at our quilt show and look forward to your participation in YOUR creations. The WEARABLE ART display will be from the new things you have created since the last show. Don't forget Saturday and Sunday we will have a fashion show at 1:00pm. This went over SO WELL and brought a lot of people to the show.

LANDSCAPES- If you have never displayed your landscape quilt, please consider it. These don't have to be realistic they can also be ARTSY! You still have time to make one.

INNOVATIVE ART- these are creative, novel, modern, inventive and groundbreaking. Thinking outside of the box and creating something that is you alone. We have many members that think this way! Display them at the Guild show so others can be inspired.

Please sign up to display all of your Art whether it is traditional or falls into the fiber arts display. In order to have a successful show we need both of these. We need the "buzz" to get the people there, and we NEED YOUR HELP to make it successful. Our Guild depends greatly on this income to keep it going. Thank you in advance in sharing your creativity and your time.

Jan Rochefort ☐

Pieces and Patches Quilt Guild

Workshop Registration Form

Name _____ Member/non-member _____

Address _____ City, state, and zip _____

Phone _____ Email _____

Workshop Name _____

Workshop Teacher _____ Workshop date _____

Date Registered _____

Total Amount Due _____ Check # _____ or cash _____

Emergency Contact _____ phone _____ relationship _____

Checks payable to Pieces and Patches Quilt Guild member \$40 non-member \$45

Payments can be mailed to: PPQG P.O. Box 6294 Jackson, MI 49204 Attn: Workshops or brought to a Guild meeting.





Our May meeting will take place on **Monday, May 20th** due to Memorial Day. Mark your calendar so you don't miss out on a wonderful meeting!

**Pieces & Patches
Quilt Guild of Jackson
P.O. Box 6294
Jackson, MI 49204**

Editor: Anna Pedrotte
Advertising: Bev Smith
Membership: Kathy Miller
Electronic Dist.: Dawn Fowler

**Deadline for next edition:
July 15, 2024**

Articles can be e-mailed to:
Anna Pedrotte – contact on
membership list

Advertising copy & payments to:
Bev Smith
Contact Information on
Membership List

Published Quarterly:
Feb, May, Aug & Nov