



# Around the Quilt Patch

Pieces & Patches Quilt Guild

Vol 42 Issue 3

Jackson, Michigan

August 2022

## From the President

This has been an awesome year! I have thoroughly enjoyed working with a group of ladies (your elected board). They are hard-working, dedicated and very passionate about our Guild and the roles they have each voluntarily taken on to help



it run smoothly. The workshops I attended helped me to learn new techniques out of my “traditional quilting” box. I was fortunate to attend a retreat and made new friends in a quaint setting sewing all day (and didn’t have to stop and answer questions, or make meals). The vintage sewing group gave me insight to learning peoples interests and personalities. Did you know you can tell a lot about a person by what machine (or no machine) they sew with? The all day sew-in’s at the Toy House Community Center is very lovely. Lots of bright lights, delightful women, and tons of laughs for that bit of bonding therapy that we all need. You all have been so helpful, kind, friendly and very gracious. I feel honored to serve you a second year with our new board. THANK YOU!

As always if there is anything we can do to make our meetings different or better, don’t hesitate to approach us. This is your Guild, have fun!!

We have had some wonderful speakers and are looking forward to next year’s programs, including a bus trip to Paducah, KY, maybe a Guild challenge? maybe a mystery quilt?? I won’t give everything away. Don’t miss out so invite your friend to join and renew your dues!!

Dues are due by September 1, 2022. Be sure to get your information to Kathy Miller as soon as possible. Please, look over the membership form because some parts have changed. We are able to keep dues \$35 again.

## In this Issue.....

<u>Article</u>	<u>Page</u>
2022 Quilt Show Entry Form Update .....	6-8
Bearded Batting.....	14-15
Coming Events .....	2
Fat Quarter Café.....	10
From the President .....	1
In and Around the Mitten.....	2
Limerick Lady .....	14
Membership 2022-23 .....	9
Publicity and Marketing for Quilt Show .	11-12
Quilt Show Revenue Additions.....	13
Quilters are Artists Too Quilt Show.....	4
Road Trip to AQS Quilt Show in Paducah ..	15
Sunshine Chair .....	13
Survey Fun .....	12
Upcoming Programs.....	3

PLEASE, PLEASE, do all you can possible to help with the Quilt Show in October. There are a lot of ways that you can help. Jump on a sub-committee of the Quilt Show and get your hands “dirty”. We need to make it a wonderful and enjoyable show and of course as profitable as possible. Not only your dues, but this is how our Guild is funded. This pays for programs and our venue for two years.

See any quilt committee chair to get your advertising poster or post card and invite everyone you know (and don’t know).

God bless you all and sew-on  
Bev Smith  
President





### August 29, 2022

**Guild Meeting:** “Confessions of a Crappy Quilter”  
by Linda Thielfoldt

**Workshop (Tuesday, August 30):**  
“Taking the Fear out of Quilt as Desired”  
by Linda Thielfoldt

### September 26, 2022

**Guild Meeting:** “What it takes to make the  
Guild Run” (Introduction of Board Members and  
Game Night)

### October 8-9, 2022

**PPQG Quilt Show:** “Quilters are Artists Too!”  
Heritage Elementary School  
222 Western Avenue  
Stockbridge, Michigan

### October 31, 2022

**Guild Meeting:** “Natural Fabric Dyeing”  
by Carol Stygles

**Workshop (Tuesday, November 1):**  
“Inktense Pencils”  
By Mary Jane Erwin



## *IN & AROUND THE MITTEN*

**Quilts and Their Stories**  
**Coopersville Farm Museum**

375 Main St. Coopersville, MI  
August 2-September 29, 2022

<http://www.coopersvillefarmmuseum.org/home.html>

**2022 St. John’s Mint Festival**

**St. John’s City Park,**

805 W. Park Street, St Johns, MI 48875  
August 12-14, 2022

<https://www.mintfest.org/>

**AQS QuiltWeek Grand Rapids 2022**

DeVos Place

303 Monroe Ave NW, Grand Rapids, MI

August 17-20, 2022

<https://www.americanquilter.com/quiltweek/event/landing/eventid/23>

**Michigan Fiber Festival**

**Allegan County Fairgrounds, Allegan, MI**

August 17-20, 2022

<https://www.michiganfiberfestival.info/>

**Yoder’s Annual Amish Quilt**

**Auction/Craft Show**

10885 N. Leaton Rd., Clare, MI 48617

September 2-3, 2022

<https://www.clarecounty.net/amish-quilt-auction.html>

**Michiana Mennonite Relief Sale**

**Elkhart County 4-H Fairgrounds in**

**Goshen, IN**

September 23-24, 2022

<http://www.mennonitesale.org/>

**West Branch Annual Quilt Walk**

**Ogemaw County Fairgrounds, West**

**Branch, MI**

October 6-8, 2022

<http://events.visitwestbranch.com/events/details/quilt-walk-19180>



Pieces and Patches Quilt Guild Jackson Michigan is now on Facebook. Like the page. Become a friend. Share your quilting activities and discoveries. Also find us at:

- [PiecesandPatchesQuiltGuild.org](http://PiecesandPatchesQuiltGuild.org) (website)
- [Facebook.com/Pieces and Patches Quilt Guild Jackson Michigan](https://Facebook.com/PiecesandPatchesQuiltGuildJacksonMichigan)
- [piecesandpatchesquiltguild@gmail.com](mailto:piecesandpatchesquiltguild@gmail.com)

## Upcoming Programs

We have some exciting programs coming up in the next few months. Our September program will be a game night along with some housekeeping news. We will not have a workshop in September. We will be too busy getting ready for the quilt show.

In October, Carol Stygles will be visiting with us to discuss “Plant to Print - An Introduction to Natural Dyes and Eco Dyeing”. She will be talking about basic knowledge of plants, mordants (I had to look it up – a mordant or dye fixative is a substance used to set dyes on fabrics by forming a coordination complex with the dye, which then attaches to the fabric. It may be used for dyeing fabrics or for intensifying stains in cell or tissue preparations), and textiles. Carol will also cover the best plants for this, how to prepare the fabric, tips and techniques, samples of dyed fabrics, and much more!!

We will be having a workshop on November 1st (It’s after the quilt show, so we will all be ready for some fun!). Mary Jane Erwin will be doing a workshop for us on “Inktense Pencils”. Mary Jane is planning on a couple projects for the workshop – the first one is to familiarize the participants with basic techniques to using the pencils. The second project will be more

advanced teaching blending of colors. There will be a kit for this workshop. This workshop will fill up fast, so be sure to sign up soon.



Jean Dalton will be visiting us in November. You might remember that Jean was originally scheduled to do a presentation on “Featherweights – Singer’s Little Gems” in January 2022, but her presentation was cancelled due to Ella Sharp Museum being closed due to Covid. Jean will also be doing a workshop on “Featherweights - Advanced Maintenance”.

And then its December (I can’t believe how fast time is going) and there will not be a meeting/workshop.

Please contact me with any questions.

Rita Parsons  
Vice President ☐



**COME SHOP WITH US!**  
We carry an array of beautiful quilting grade cottons, such as: Tula Pink, Art Gallery Fabrics, Riley Blake, Free Spirit, Moda, Cotton and Steel, Kona Solids, and more!

**NOTIONS**  
Come browse our selection of patterns, sewing notions, crafting supplies, oilcloth, DMC floss, and much more.

**PHONE**  
517.676.5144

**ADDRESS**  
406 S Jefferson St  
Mason, MI 48854

**WEBSITE**  
keansstore.com

**HOURS**  
Mon-Fri 10am-8pm  
Sat 10am-6pm  
Sun 12pm-5pm

**SHOP THE WHOLE STORE**  
Toys, Hallmark, boutique clothing, bulk candy case, housewares, & MUCH MORE!



**KEAN'S STORE COMPANY IN DOWNTOWN MASON**



The Quilting Cottage  
161 S. Main St.  
Brooklyn, Mi 49230  
517-938-8191

*The Quilting Cottage for your quilting needs;*

- **2 week turn around time**
- *Over 200 thread colors*
- *Endless pattern selection*
- *3 Types of binding services. Basic, Flanged, and Scalloped*
- *Construction and design of T-shirt, memory quilts, and pillows*
- *Custom whole cloth quilting*
- *We use Hobbs 80/20 for most battings however we also carry Poly, Cotton and Wool*

*The Quilting Cottage offers a 10% discount to all guild members.*

The Quilting Cottage is a family-owned and operated long arm quilting shop located near the historic downtown Brooklyn, Michigan.

**Our mission is to turn your tops into treasures that will be enjoyed for generations.**

## Quilters Are Artist Too!

### Quilt Show

Held at Heritage Elementary School  
222 Western Avenue  
Stockbridge, Michigan  
October 8th 9am to 5 pm  
October 9th Noon to 5pm

**T**he time is getting closer. I hope you are all excited! I hope everyone is spreading the word and handing out the posters and post cards! I know I have. Are you wearing your button? I have whenever I go anywhere, and have had people ask about the quilt show. After explaining about it I give them a post card.

Continue to sell raffle tickets for the two quilts we will raffle off (pictured on next page). If you have not yet received your raffle tickets please get a hold of me so that you can get them. I still have lots of tickets left. Thank you to all who have already sold and returned their tickets! Please consider trying to sell more.

General Store donations can be given to Rita Parsons. Silent Auction items can be given to Kari Howe.

Be prepared to sign up to volunteer at the quilt show. We will need lots of help to man all stations. The Fat Quarter Cafe' will need deserts, so start thinking of what you can make (or buy) to donate. Remember, these need to be packaged into individual serving sizes.

Remember, this is your quilt show! It will only be as good as we ALL make. We need your help to make it a success!!

By now you should have received the quilt entry forms. I hope you are getting your quilts around. If you have any questions, please feel free to contact me or any committee member.

Cynthia Shong  
Quilt Show Chair ☐



Sewing Machines starting at \$99

Country Stitches Sewing Machines and Quilting since 1982

Husqvarna VIKING

PFAFF

lock lock

FOR THE LOVE OF SEWING

JUKI

BERNINA



SINGER

# Quilt Expo Pricing!

We are matching all expo pricing, plus up to 72 Months Interest Free Financing\*

\* When you use your Synchrony Home Design Card. Equal monthly payments required.

2200 Coolidge • East Lansing, 48823 • (517) 351-2416  
Mon, Wed, Thurs: 10-7 • Tues, Fri: 10-6 • Sat: 10-4 • Sun: 12-4  
1965 Boardman Road • Jackson, 49202 • (517) 782-7100  
Monday - Thursday: 10-6 • Friday: 10-5 • Saturday: 10-5

## AccuQuilt is Back in Our Stores!

Come in and see the large amount in stock, or we can special order anything you want.



accuquilt better cuts make better quilts

**20% Off All AccuQuilt Dies & Qubes**  
East Lansing & Jackson. Not valid with other special pricing or discounts. Not valid on prior sales. Blue Loyalty Cards not marked. See store for complete details. Good through September 17, 2022.



## Ann Arbor Sewing Center

5235 Jackson Road, Ann Arbor, MI 48103  
734-761-3094 [www.annarborsewing.com](http://www.annarborsewing.com)

**Celebrating 54 years in  
business!  
1968-2021**

**Hours: Monday - Friday 10:00 am - 6:00 pm, Saturday 10:00 am - 4:00 pm.  
Closed Sunday and Major Holidays.**

- Over 7000 bolts of exciting fabrics from top manufacturers: brights, batiks, novelty, traditional, modern, reproduction, flannel, cuddle, and more!
- Fabulous fabric room with wonderful lighting and lots of space
- Newest and coolest quilting and sewing notions
- Huge assortment of thread for machine quilting and embroidery
- Award winning service from factory trained technicians. Service and repair on ALL makes and models. FREE Estimates.
- Wide variety of classes, clubs and workshops
- Large selection of sewing, embroidery and quilting machines on display to test sew
- Authorized Koala and Horn cabinet dealer



**PFAFF**

Authorized Dealer for:

Husqvarna

VIKING

**BERNINA**  
made to create

## 2022 Quilt Show Entry Form Update

The 2022 Quilt Show Entry Form is available for use! Thank you to Karen Prater for emailing the form to Guild members and for putting it on the Guild website. A link to the form is included in this month's newsletter.

Following are several questions that have been emailed to me:

Q: What is the size for a miniature quilt?

A: The dimensions for a miniature quilt are anything 24" square and smaller. Miniature quilts will be hung on sheets using pins.

Q: Are there instructions for making the 4 ½" hanging sleeve for quilts larger than miniature quilts?

A: Cindy Shong arranged a demo at the July meeting on how to make the hanging sleeve. If you missed that demo, please check the internet, YouTube, or

check with one of the quilt show committee members for information on how to make the sleeve. Your quilt sisters are always a good resource too! The entry form includes a space for you to include information regarding your quilt. This information will be included on the card that is pinned to your quilt project. Enter as many quilt projects as you wish, however each quilt needs an entry form.

If you are interested in selling your quilt, please indicate that on the form along with the price. Any exchange of money in your quilt sale is between the seller and buyer.

Anyone needing help to print pictures of your quilt, please reach out to me and I'll get you connected with someone who can assist.

As a reminder, quilt show entry forms are due by August 30, 2022. There are many methods for submitting the form to me. Please contact me at [rjnelson2019@gmail.com](mailto:rjnelson2019@gmail.com) or 517-416-0539 with questions. Happy quilting and good luck!

Renee Nelson ☐

## QUILTERS ARE ARTISTS TOO – 2022 QUILT SHOW ENTRY FORM

**See page 2 for guidelines**

Insert or attach picture here.  
Picture does NOT need to be large or on special photo paper.

**FORMS DUE BY  
AUGUST 30, 2022**

Submit forms electronically to:  
[Rjnelson2019@gmail.com](mailto:Rjnelson2019@gmail.com)

**OR**

Turn in hard copy at any guild meeting up to and including August 29, 2022

**OR**

Mail hard copy form to:

Renee Nelson  
116 Edgewater Drive  
Michigan Center, MI 49254

### GUILD MEMBER INFORMATION:

Submitted by:

Contact Information: (if information is not available on or different from the Guild Membership list.)

### QUILT INFORMATION:

Quilt Name:

Quilt Owner (if other than submitter):

Designed by (if other than submitter):

Made by (if other than submitter):

Quilted by (if other than submitter):

**Size (in inches)**

Width (across):	Length (height):

Check or place an "x" by all that apply:

Work done by MACHINE		Work done by HAND	
<input type="checkbox"/>	Piecing	<input type="checkbox"/>	Piecing
<input type="checkbox"/>	Applique	<input type="checkbox"/>	Applique
<input type="checkbox"/>	Embroidery	<input type="checkbox"/>	Embroidery
<input type="checkbox"/>	Quilting	<input type="checkbox"/>	Quilting

Special Displays:

<input type="checkbox"/>	Wearable Art	<input type="checkbox"/>	Innovative
<input type="checkbox"/>	Collage	<input type="checkbox"/>	Landscape

Tell us something interesting about quilt:

---



---



---



---



---

**PLEASE NOTE: EVERY EFFORT WILL BE MADE TO ENSURE THE SAFETY OF YOUR ENTRY. HOWEVER, THE PIECES & PATCHES QUILT GUILD AND HERITAGE ELEMENTARY SCHOOL, STOCKBRIDGE, MI WILL NOT BE LIABLE FOR LOSS OR DAMAGE. PHOTOGRAPHY WILL BE ALLOWED. ENTERING YOUR QUILT OR OTHER ITEM IS YOUR ACKNOWLEDGEMENT THAT YOU HAVE READ AND ACCEPT THIS STATEMENT.**

## QUILTERS ARE ARTISTS TOO – 2022 QUILT SHOW ENTRY FORM

### GUIDELINES FOR QUILT SHOW ENTRIES

1. Each entry requires a separate Entry Form. Copy or print as many as you need.
2. Quilts may only be submitted by an active member of the Pieces & Patches Quilt Guild.
3. Quilts must be made by a guild member in order to be eligible for the “People’s Choice” Award.
4. Forms must be received by the end of August 30, 2022.
5. As there are a limited number of racks to accommodate large quilts, large quilts will be placed based on entry date (first come basis).
6. Members may enter more than one quilt in the show. If there is not sufficient room to accommodate all entries that have been submitted, you may be contacted to prioritize entries.
7. Quilts (other than miniatures) must have a 4½” hanging sleeve to enable hanging on the racks. (Miniatures will be pinned to curtains hanging from the racks).
8. Each quilt must be submitted in its own cloth bag (one cloth bag per entry, regardless of the quilt size) and must have a label sewn or pinned to the cloth bag and back of the quilt with the person’s name and the name of the quilt.

### HINTS FOR COMPLETING ENTRY FORM

1. Completing form **electronically**:
  - a. Download the Microsoft Word version of the form.
  - b. Click on each box to enter requested information.
  - c. Insert a picture of the quilt.
  - d. Save your file to whatever name you choose.
  - e. E-mail your document to [rjnelson2019@gmail.com](mailto:rjnelson2019@gmail.com)
  - f. If submitting more than one quilt, download the form again (or edit your existing document) and save it to a new name.
2. Completing the form in **hard copy**:
  - a. Download and print the form. Print one for each quilt you are entering.
  - b. Please print legibly and complete the form.
  - c. Attach a picture in the upper left corner. Picture does NOT need to be large or on special photo paper.
  - d. Submit your form to Renee Nelson at a guild meeting, mail it to 116 Edgewater Drive, Michigan Center, 49254, OR scan the completed document and email it to [rjnelson2019@gmail.com](mailto:rjnelson2019@gmail.com).

**YARDS OF FABRIC**  
 116 E. Ash, Mason, MI 48854  
 517-676-2973

Quilting-quality cottons by Moda, Robert Kaufman, Lakehouse,  
 Timeless Treasures, Maywood Studios, South Seas, 108”-wide  
 backing fabric and more.

Hours: Mon - Fri: 9:30-5  
 And Sat: 9:30-4



*Kris's Kreations*  
**Longarm Quilting by: Kris Rulison**

6758 Old Wagon Tr. Jackson, MI 49201

Email - [KLW49203@gmail.com](mailto:KLW49203@gmail.com)

Text / Call - (517) 240-8093



## Membership 2022-23

It's that time of year again to renew your membership in the Pieces & Patches Quilt Guild. Membership dues are \$35.00 for the year. After September 1, the dues increase to \$40.00.

We will be taking membership renewals at the August 29 Guild meeting. You can bring in the above form filled out or membership forms will be available at the sign in desk for you to fill in. Payment can be made by check (made out to "Pieces & Patches Quilt Guild") or cash for the exact amount at the meeting. You may also mail your check and membership form to Pieces & Patches Quilt Guild, PO Box 6294, Jackson, Michigan 49204. Just make sure your payment is postmarked by August 31, 2022.

Looking forward to seeing you in the 2022-2023 year. The Board has many new and exciting programs and opportunities for learning in the next year. Make sure you don't miss out!

Kathy Miller, Membership Chair  
[graycanoekm@yahoo.com](mailto:graycanoekm@yahoo.com)



### Pieces and Patches Quilt Guild of Jackson Membership Form 2022—2023

Annual dues are \$35.00.

Payment accepted through August 31.

After August 31, dues will be \$40.00.

Pay by check made out to Pieces and Patches Quilt Guild (or cash), and mail to: PO Box 6294, Jackson, MI 49204. Membership year is from September 1 through August 31. Please include this completed form with your payment. Thank you!

**Are you interested in:**

- Being on a committee
- Recommending a speaker
- Making a presentation
- Doing a demo

**Are you a:**  Snowbird

- New Member
- Returning Member

**Are you interested in a Special Interest Group:**

- Applique  Miniature
- Crazy Quilt  Sit-n-Stitch
- Long-Arm  Featherweight
- Open Sew Days

*Please see "SIT & STITCH GROUPS" handout for more*

Name: \_\_\_\_\_

Address: \_\_\_\_\_ Telephone: \_\_\_\_\_

City: \_\_\_\_\_ State: \_\_\_\_\_ Zip: \_\_\_\_\_ Birthday: Month \_\_\_\_\_ Day \_\_\_\_\_

E-mail \_\_\_\_\_ Cell Phone: \_\_\_\_\_

I would like to be entered into the Members only Face Book Page  Yes  No

Dues: \$ \_\_\_\_\_  
 Check # \_\_\_\_\_  Cash  
 Treasurer \_\_\_\_\_



Date: \_\_\_\_\_ / \_\_\_\_\_ / \_\_\_\_\_

Year Joined Guild \_\_\_\_\_

- Card
- List
- Packet



## Jackson's Local Quilt Shop!

803 South Brown Street  
Jackson, MI 49203  
517-962-4271



The Purple Bobbin  
Quilt Shop

Est. 2017

Hours: Tue-Fri 10am-5pm and Sat 9am-4pm

- \* Halloween and Christmas/Winter Fabrics have arrived. Come in early for the best selection!
- \* Check out our Loyalty Program! Earn points on EVERY purchase.

**National Jelly Roll Day is September 17<sup>th</sup>.**  
**Jelly Rolls will be 20% off while supplies last.**  
**Sale ends September 24<sup>th</sup>.**

100% Cotton Quilting Fabrics – 108" Backings – Quilters Select Rulers - Notions – Books & Patterns – Friendly, Helpful Staff Available to Assist You!

**\*\*Gift Cards Available -- [www.Facebook.com/ThePurpleBobbin/](http://www.Facebook.com/ThePurpleBobbin/)**



May Your Bobbin Always Be Full



## Fat Quarter Cafe'

**H**i, we are Lu Ann Hammond and Janet Robertson, and we are co-chairs for the Quilt Show's Fat Quarter Cafe'! It's a first time for both of us, so please be patient and Volunteer to help us as much as you can.

The Quilt Show will be held at Heritage Elementary School in Stockbridge, on Saturday, October 8th from 9:00 a.m. to 5:00 p.m., and Sunday, October 9th, from Noon to 5:00 p.m. Their address is: 222 Western Avenue, Stockbridge.

We will have sign-up sheets at the August and September Guild meetings, and we are asking you to sign up for 1 or 2, two-hour shifts in the Cafe'. Please help us if you can. The duties will include plating the food items that the customers want, taking money, and making sure the tables are clean, etc.

Janet Rochefort has graciously agreed to continue to make the pulled pork for us again this year, thank you, Janet!

There will also be chips, pop, water and desserts. The price for a full meal is \$9, and not only will you receive a great meal, but also a free Fat Quarter! Items also may be sold individually.

We also need donations of home-made desserts, such as brownies (a favorite), cookies, bar cookies, etc. Please cut and wrap them individually when you drop them off. Pies will not have to be pre-cut or wrapped, we will have containers for the pies. If you aren't able to bring your desserts out to Stockbridge on Friday, October 7th, I will meet you on Friday afternoon at the Ella Sharp Museum. Time to be determined. You can also bring them in when you visit the Quilt Show on Saturday.

We as a Board, tossed around many ideas in regard to the Fat Quarter Cafe, thinking of food trucks, a caterer, pizza, and this was the best way, and best financially for the Guild.

The Guild makes money on our Quilt Show and the Fat Quarter Cafe', so please make a point to attend the Show, bring a friend or two, and also to volunteer for a shift or two. Thank you.

LuAnn Hammond  
Janet Robertson, Fat Quarter Café Chairpersons ☐

## Publicity and Marketing for Quilt Show

Maureen has done a beautiful job putting together the flyer, post cards and the buttons announcing our quilt show. We need your help in being ambassadors to the quilt show by wearing the button, giving out the post cards and finding places to put up the flyers. I will have them at the August and September meetings if you haven't already received them. If you see a bulletin board ask if you can out one up. Both of us are going to communities close to Stockbridge to give them out.

If you are going to any events wear the button and have the post cards handy to give them out. Those going to AQS what a great way to let people know about our show, it is a captive audience please wear your button and give out the postcards. Maureen has found a way to repurpose our old signs and will bring them to our August meeting. If you are on

Facebook or other social media, please share our posts to your friends. We will be advertising on Facebook looking for the right demographics to those interested in quilting. TOGETHER we can get the message out and make the Quilt Show successful. If you have any other ideas, please share them with us.

**SPECIAL FIBER ART DISPLAYS-** Jan Rochefort  
As you know we are featuring Fiber Art Displays and look forward to your participation in YOUR creations. The WEARABLE ART display will be from the challenge plus anything you might have created that is in this category. We need more mannequins to display these articles please let me know if we can borrow them. Don't forget Saturday and Sunday we will have a fashion show at 1:00.

**LANDSCAPES-** we have had a few workshops on these (including the one I just gave) and I have seen beautiful results. If you have never displayed your

**Continued on Page 12**

# WE ARE MORE THAN JUST SEWING MACHINES




**We Carry Janome, Elna and Necchi Sewing Machine  
A Huge Selection of Fabric, Notions, Patterns,  
Quilt Books and Quilting Supplies.**

**Sales, Repair, Parts and Supplies  
on all Sewing Machines.**

**Sewing, Embroidery, Tatting, Quilting,  
Weaving Classes, plus so much more.**

**We Don't Just Sell You a Sewing Machine. . .  
We offer FREE Lessons - "Till You Get It!"**

Like us on Facebook or visit our website  
at [www.trevathans.com](http://www.trevathans.com)




## TREVATHAN'S SWEEP & SEW SHOPPE LLC

Selling & Servicing Quality Vacuums & Sewing Machines Since 1948

YOUR COMPLETE CENTER FOR ALL YOUR

**SEWING - QUILTING - EMBROIDERY - VACUUM NEEDS**

**47 N. Broad Street**  
Next to Broad Street Downtown Market

**DOWNTOWN HILLSDALE**  
**517-437-5555**

FACTORY AUTHORIZED DEALER FOR HILLSDALE, LENA WEE, BRANCH & JACKSON COUNTIES








# the Quilt Patch

inspiring quilters since 1997

- ✂ Enjoy 7,700 sq. ft. of quilt bliss
- ✂ Shop over 6,500 bolts of 100% cotton quilting fabric and 1,000 additional bolts of promo fabric
- ✂ Learn the basics and beyond in year-round classes for every skill level and style
- ✂ Join clubs and attend events
- ✂ Attend demo-filled retreats
- ✂ Watch our tutorials & demonstrations on YouTube

112 N. EVANS ST. #5 | TECUMSEH, MI | (517) 423-0053  
 INFO@THEQUILTPATCH.COM |     

## Visit Us

Monday - 9am to 5pm  
 Tuesday - 9am to 8pm  
 Wednesday - 9am to 5pm  
 Thursday - 9am to 8pm  
 Friday - 9am to 5pm  
 Saturday - 10am to 4pm  
 Sunday - 12pm to 4pm

## Continued from Page 11

landscape quilt, it should be. These don't have to be realistic they can also be ARTSY! You still have time to make one.

**COLLAGES-** Many of us have made some Laura Heine pieces but there are many examples of this art. It is described as pieces of fabric arranged and stuck down onto a supporting surface! If you haven't made one go into your stash and start putting pieces together, quilting them and wala you have a collage!

**INNOVATIVE ART-** these are creative, novel, modern, inventive and groundbreaking. Thinking outside of the box and creating something that is you alone. We have many members that think this way! Display them at the Guild Quilt Show so others can be inspired.

Please sign up to display all of your Art weather it is traditional or falls into the fiber arts display. In order to have a successful show we need both of these. We need the "buzz" to get the people there and **NEED YOUR HELP** to make it successful. Our Guild depends greatly on this income to keep it

going. Thank you in advance in sharing your creativity and your time.

Jan Rochefort/Maureen Peterson

## Survey Fun

**H**ere's my little survey taken at the last Guild meeting. I asked a few ladies if they sewed with a shoe on or off, in a sock or barefoot, and here are the results:

Shoe on – 15	Barefoot - 10
Sock on – 5	Slipper on - 3
Seasonal - 2, shoe/sock on in winter, and not on in the summer	

It was a fun question to ask. If you have a question, let me know and I'll do another poll.

I asked everyone when they were up and looking at Janet's creations, and after everyone sat down, I didn't remember who I had asked and who I missed. I know that I didn't get you all, maybe next time.

Lu Ann Hammond

## Quilt Show Revenue Additions

As many of us do, I found some additions for the general store to making additional money. In my house I had 6 totes full of wool many resulting from taking my career wool suits and felting them and going to resale shops and buying 100% wool clothing items. Knowing that I would probably never get back to the idea of using these I (with the help of the Tuesday stitch group), have been cutting them up and putting them in packages with 6-7in them and will be selling them for a great price of \$5.00. I also had kits of wool that I had gotten for my store and these will be sold.

The second idea was to make the wooden barn quilts. I have gotten the wood and outdoor paint and will be having 2 dates to paint them at my house. To be announced!

The third will be making mittens out of some of the wool and this will be done at the next Tuesday stitch group. Perhaps you have ideas to increase the revenue for the quilt show. Please let Cindy Shong know. Together we can have a successful quilt show.

Jan Rochefort ☐

## Sunshine Chair

Do you know of a Guild member that is sick? Lost a loved one? Needs Cheering up? If so, please let Pam Ruoff know what you know. She is our sunshine person and would be happy to get a card out to someone in need!

Pam Ruoffm Sunshine Chair ☐

**Guild Meetings are normally the last Monday of the month and are held at:**

**Ella Sharp Museum  
3225 Fourth Street, Jackson MI**

**Demonstrations begin at 6:15 pm  
Meetings begin at 7:00 pm**



100 Exchange St  
Marshall, MI 49068  
269-781-9450

Over 4,000 bolts of quality quilting fabric, including Asian design, Batik and Civil War reproduction Fabrics

**Books ♦ Patterns ♦ Notions**



**New fabrics**



are coming in, including the Halloween and Christmas lines.



Meanwhile, Karen has enjoyed her personal library of quilting, needlework and design books over the years but no longer has room for all of them. Make a purchase and choose one to take home so you can enjoy it too. We add to it occasionally, so keep coming back!


## Closed Labor Day

Regular Hours:  
**Mon-Sat: 10am-4pm**  
**Sunday: noon-4pm**

(At the third light east of the traffic circle)

[www.quiltsatthemarshallhouse.com](http://www.quiltsatthemarshallhouse.com)

e-mail: [lcllc100@gmail.com](mailto:lcllc100@gmail.com)

 Find us on Facebook

For up-to-date news about sales and shop events, add your name to our e-mail list. Send your e-mail address to [lcllc100@gmail.com](mailto:lcllc100@gmail.com)

## Limerick Lady

We have a talented Limerick Lady amongst us. A Limerick's 1st, 2nd, and 5th lines rhyme. And lines 2 and 3 rhyme. LuAnn Hammond has been adding limericks to one of our mutual friends Facebook pages. Because of this, I (Anna Pedrotte) became aware of her talent and asked her to write one for the newsletter. Here is what she came up with. I hope you enjoy it!

Pieces of fabric and lots of thread  
Will make a quilt for your bed.  
It can be big or small,  
For summer or Fall,  
It's something not to dread.

So many patterns to choose,  
Either way you can't lose.  
A drunkards path,  
Or a Churn Dash,  
And so many pretty hues.

There is such a thing as a landscape quilt,  
Something new, that needs to be built.  
Pretty colors and lots of pieces,  
The anticipation surely increases.  
And ahead we go full tilt.

Our Quilt Show is coming soon,  
Quilts of pink, green and maroon.  
Some are big,  
Some have twigs,  
Please know the time is opportune.

Lu Ann Hammond ☐

## Bearded Batting

At the July 25, 2022 PPQG meeting our speaker, Lyn Heilman remotely presented an interesting and informative lecture on quilt batting and their various properties.

I had a terrible problem with a quilt that, after washing, bearded up on both sides of the quilt. (See pics on page 15) I could not recall what type of batting I had used but was quite sure it was not the usual 80/20 cotton/poly that I normally use. I submitted a question as to what might have caused this. Lyn was not able to see the quilt but responded that some possible causes of bearding were a dull needle used by the long-arm quilter or loosely woven fabric. I was skeptical that either of these were the cause of my problem. Kris Rulison, who has long-arm quilted several of my quilts (but not this one) was curious and researched it for me. This was the information she found. I think it is a valid explanation to the bearding problem on my quilt. I think it may be useful to others who are considering using wool batting.

Copied from APQS Forum

Posted August 21, 2018

I thought I'd share my experience and the response I rec'd from Quilters Dream regarding the wool batting bearding through the lion quilt I made for my son.

I used black fabric and a darker red and the bearding was DREADFUL on both front and back of the quilt after washing/drying. I was devastated and emailed the company with the photos. I purchased one of those sweater shaver things and used that over the entire quilt - front and back. It helped quite a bit, but it will never be the same as when I made it I'm sure. :-)

There was no bearding on any of the gold fabrics. Below is the copy/pasted response from QD Customer Service.

**Continued on Page 15**



Custom Quilts  
& Sewing Center

5676 Okemos Rd  
Haslett, MI 48840

Susan Myers  
Cindy Hogan  
Emily Myers

(517) 339-7581  
QuiltsGalore.com  
CustomQuiltsInc@live.com



### Continued from Page 14

"We have found that many high quality fabric manufacturers use a sulfur-based chemical in their dyeing process (especially when dyeing dark and vivid colors like reds and dark blues). The sulfur is very good for fabrics because the sulfur molecule is five-sided, which causes a strong bond and makes the colors very color-fast. The disadvantage to the "attraction" created by having 5 sides is that more surfaces promote static electricity. (When you wear dark colors or a very vivid print, have you noticed that pet hairs and fuzz balls seem to stick to you? It isn't your imagination – the sulfur has caused a static charge making everything stick.) In quilting, the combination of motion, handling, and weather (especially dry climates, machine dryers, or dry winter heating) will increase the static, causing the fibers of batting to 'stand up' like the hair on our arms and be drawn to the fabric.

The solution is to break the static charge. You can use an anti-static spray, such as Static Guard both on finished and unfinished quilts. If you don't have an anti-static spray, put a few anti-static dryer sheets in a spray bottle with water and spritz both the fabric and the batting (or the finished quilt). This will not

cause the fibers to pull back in, but it will prevent more from bearding through. You can use a sweater shaver or lint roller to remove the batting "balls" from the surface once you have thoroughly sprayed the quilt with anti-static spray.

When you wash your quilt, use fabric softeners in the washer and anti-static sheets in the dryer. It is also helpful to remove the quilt from the dryer before it is totally dry and hang it. Do not store the finished quilt or your quilts-in-progress in regular plastic bags as this really promotes static electricity. Using a humidifier in the workplace not only cuts down on static, but is great for your skin! The anti-static spray really works well in my own experience - a dark purple quilt that I had problems with completely stopped bearding after I sprayed it.

I hope this information is helpful and that you will not run across this problem ever again – it is truly the exception."

Janet Robertson ☐

## Road Trip to AQS Quilt Show in Paducah, Kentucky

I'm not sure if you heard, but we are planning a coach bus trip to the American Quilter's Society's Quilt Show in Paducah, Kentucky!!! Mark your calendars - the dates are April 25 – 28, 2023. More details will be available soon.

Rita Parsons  
Vice President ☐

**Pieces & Patches**  
**Quilt Guild of Jackson**  
**P.O. Box 6294**  
**Jackson, MI 49204**

Editor:	Anna Pedrotte
Advertising:	Sue Kofflin
Membership:	Kathy Miller
Electronic Dist.:	Karen Prater

**Deadline for next edition:**  
**October 15, 2022**

**Articles can be e-mailed to:**  
[forneya3@gmail.com](mailto:forneya3@gmail.com)

**Advertising copy & payments to:**  
Sue Kofflin  
4320 Springbrook Rd  
Jackson, MI 49201  
(517) 784-1521

**Published Quarterly:**  
Feb, May, Aug & Nov